

Whisper Creek

NOTE: WHISPER CREEK LOG HOMES (WCLH) ARE CONSTRUCTED USING NATURAL WOOD PRODUCTS SUBJECT TO DECAY, MAINTENANCE METHODS AND PROCEDURES SET FORTH BY WCLH DOES NOT WARRANTY COMPONENTS INSTALLED LESS THAN 24 INCHES FROM THE GROUND. ANY MATERIAL OR COMPONENTS NOT SPECIFICALLY LISTED IN CONTRACT WITH WCLH ARE TO BE PROVIDED BY THE OWNER CONTRACTOR.

AREA SCHEDULE

NAME	AREA
HEATED	
BASEMENT	1160 SF
MAIN FLOOR	1160 SF
LOFT	788 SF
	3108 SF
UNHEATED	
GARAGE	725 SF
	725 SF





DESIGN CRITERIA

WCLH DESIGN CRITERIA: D

GOVERNING CODES

2015 INTERNATIONAL BUILDING CODE (IBC)
ASCE/SEI 7-10 MIN DESIGN LOADS FOR BUILDING AND OTHER STRUCTURES

LOADINGS

FLOOR	DEAD LOAD		12 PSF
	LIVE LOAD		40 PSF
ROOF	DEAD LOAD		15 PSF
	LIVE (SNOW) LOAD		
	GROUND LOAD		171 PSF
	FLAT ROOF		120 PSF
	EXPOSURE FACTOR		Ce=1.0
	THERMAL FACTOR		
	WARM	Ct=1.1	
	COLD	Ct=1.1	
	IMPORTANCE FACTOR		Is=1.0

WIND DESIGN

ULTIMATE SPEED	115 MPH
IMPORTANCE FACTOR	Iw=1.0
EXPOSURE	C

SEISMIC

SEISMIC DESIGN CATEGORY	C

FROST DEPTH

24"

SOIL

GEOTECHNICAL STUDY	NOT AVAILABLE FOR DESIGN
ALLOWABLE BEARING	1,500 PSF
SITE CLASS	D

ATTENTION:

1. SITE PLANS: SITE PLANS SHALL BE PREPARED AND SUBMITTED BY THE OWNER CONTRACTOR AS REQD BY THE LOCAL JURISDICTION. ITEMS REQUIRED AND SHOWN MAY INCLUDE BUT ARE NOT LIMITED TO; IDENTIFICATION AND LOCATION OF ALL BUILDINGS, EXISTING AND PROPOSED, LABEL ALL EXISTING AND PROPOSED STREETS, EASEMENTS, FLOOD PLAINS AND ADJACENT PROPERTY LINES (FRONT, REAR, & SIDES,).
2. FIRE RESISTIVE CONSTRUCTION: FIRE RESISTIVE CONSTRUCTION AND/OR FIRE SPRINKLER SYSTEMS NOT ADDRESSED ON THESE PLANS AND REQUIRED BY THE LOCAL JURISDICTION AND ADOPTED CODES ARE THE RESPONSIBILITY OF THE OWNER/CONTRACTOR.
3. LATERAL DESIGN: BECAUSE OF THE RANDOM AND UNPREDICTABLE NATURE OF WIND AND EARTHQUAKE LOADING EVEN A RELATIVELY COMPLETE ANALYSIS, METHODOLOGY, AND DESIGN CANNOT ENSURE THAT THERE WILL BE NO DAMAGE TO STRUCTURES DURING MAJOR EVENTS. LOCAL ADOPTED CODES ARE BASED ON LIFE SAFETY AND NOT "DAMAGE PROOFING". IT IS EXTREMELY IMPORTANT THAT ATTENTION BE PAID TO THE PLACEMENT OF REINFORCING, HOLDOWN EMBEDS, ETC. IN THE FOUNDATIONS, NAILING OF VERTICAL AND HORIZONTAL SHEATHING (WALLS, FLOORS, AND ROOF) AND TO DETAILING SHOWN ON THE PLANS. PROPER IMPLEMENTATION IS REQUIRED TO ENSURE THE DESIRED DESIGN RESPONSE.
4. MODIFICATIONS: STRUCTURAL MODIFICATIONS TO PLANS, FRAMING AND LOADING (DIMENSIONS, MATERIALS, DETAILS, LOCATION AND/ OR SIZE OF OPENINGS IN WALLS, HOT TUB LOADING, ETC.) FROM THAT SHOWN ON THE WCLH PLANS CAN ALTER THE STRUCTURAL PERFORMANCE AND WILL VOID ANY LIABILITY BY WCLH OR AJEOR, WITHOUT ADDITIONAL REVIEW AND ANALYSIS AND PRIOR WRITTEN APPROVAL. NEW AND RELOCATED LOADS CAN CAUSE EXCESSIVE DEFLECTION AND EVEN STRUCTURAL FAILURE. INCREASING THE SIZE, NUMBER OR LOCATION OF OPENINGS IN SHEAR WALLS CAN VARY THE LOADING ON SHEAR PANELS BEYOND THEIR LOAD CARRYING CAPACITIES. THE OWNER AND CONTRACTOR SHALL CAREFULLY REVIEW PLANS AND SPECIFICATIONS PRIOR TO INITIATION OF CONSTRUCTION.
5. SOILS INVESTIGATION: WHERE REQUIRED BY THE LOCAL SITE CONDITIONS OR JURISDICTION A GEOTECHNICAL INVESTIGATION (SOILS REPORT) SHALL BE PREPARED BY A QUALIFIED PROFESSIONAL AND SUBMITTED TO THE AJEOR BY THE OWNER/CONTRACTOR FOR REVIEW AND INCORPORATED INTO THE DESIGN. WHEN EXPANSIVE OR COLLAPSE SENSITIVE SOILS ARE PRESENT SPECIAL PROVISIONS MAY BE REQUIRED IN THE FOUNDATION DESIGN. ADDITIONAL FEES WILL BE WARRANTED.

SHEET LIST

SHEET#	SHEET NAME
COVER	
A0.0	COVER SHEET
ARCHITECTURAL	
A1.0	BASEMENT PLAN
A1.1	MAIN FLOOR PLAN
A1.2	LOFT FLOOR PLAN
A2.0	FRONT & RIGHT ELEVATION
A2.1	BREEZEWAY ELEVATIONS
A2.2	BACK & LEFT ELEVATION
A3.0	SCHEDULES
A3.1	SCHEDULES
A4.0	COMPONENT ISOMETRIC
A5.0	SECTIONS
A5.1	SECTIONS
A6.0	FRAMING DETAILS
A6.1	FRAMING DETAILS
A6.2	FRAMING DETAILS
A6.3	FRAMING DETAILS
A6.4	FRAMING DETAILS
A6.5	TRUSS DETAILS
STRUCTURAL	
S1.0	FOUNDATION PLAN
S2.0	MAIN FLOOR FRAMING PLAN
S2.1	LOFT FLOOR FRAMING PLAN
S3.0	ROOF FRAMING PLAN
S4.0	STRUCTURAL DETAILS

DEFERRED SUBMITTAL ITEMS BY CONTRACTOR

- TRUSS CALCS BY TRUSS MANUFACTURER

SHEET TITLE: COVER SHEET
PLAN NO.: 8047-000
SHEET NO.: A0.0

THESE PLANS, DRAWINGS, AND DESIGNS ARE THE PROPERTY OF WHISPER CREEK LOG HOMES (WCLH). ALL RIGHTS RESERVED AND SHALL NOT BE REPRODUCED OR COPIED WITHOUT THE EXPRESSED WRITTEN CONSENT FROM AN OFFICER OF WCLH. UNDER PENALTY OF PROSECUTION THESE PLANS ARE RELEASED FOR CONSTRUCTION ON THE SITE DESCRIBED HEREON AND NO OTHER.

THESE DESIGNS AND DETAILS ARE BASED ON MANY YEARS OF CONSTRUCTION, DESIGN, AND ENGINEERING PRACTICE IN NUMEROUS DIVERSE JURISDICTIONS. THE PURPOSE IS TO PROVIDE A BASIS FOR THE DESIGNS INCORPORATED IN WHISPER CREEK LOG HOMES (WCLH). HOWEVER, IT IS THE RESPONSIBILITY OF THE OWNER TO CONSULT WITH ARCHITECT OR ENGINEER OF RECORD (E.O.R.) TO REVIEW AND VERIFY ANY AND ALL OF THE ASSUMPTIONS MADE AND DESIGNS PRESENTED. WCLH MAKES NO WARRANTY OR GUARANTEE AS TO THE FINAL SITE SPECIFIC APPLICABILITY OF THE DESIGN. ANY AND ALL PROPOSED CHANGES BY THE E.O.R. SHALL BE COORDINATED WITH WCLH. ALL CHANGES MUST BE APPROVED IN WRITING BY WCLH. IF APPROVED, ALL CHANGES WILL RESULT IN ADDITIONAL COSTS AND MAY REQUIRE MODIFICATIONS TO THE PLANS AND WALLS.

ARCHITECT/ ENGINEER OF RECORD:

REVISIONS:

No.	By:	Date:	

PROJECT NAME: BIG HORN W/ GARAGE

ADDRESS:

DRAWING TITLE: COVER SHEET

PROJECT NO.: FINALS
DRAWN BY: JCF
CHECKED BY: MANAGER
DATE: 4/23/2019 6:24:25 AM
PLAN NO.: 8047-000
SHEET NO.: A0.0

FILE PATH: H:\Todd Mahrt Consulting\Work\Rocky Mountain Homes\WCLH Dealer - Big Horn & Garage\Final Dealer Prints\Big Horn.rvt

4/23/2019 6:24:25 AM H:\Todd Mahrt Consulting\Work\Rocky Mountain Homes\WCLH Dealer - Big Horn & Garage\Final Dealer Prints\Big Horn.rvt

BASEMENT NOTES

1. CONTRACTOR SHALL VERIFY ALL DIMENSIONS & CONDITIONS SHOWN ON THESE PLANS AND W/ BUILDING SITE PRIOR TO COMMENCING ANY WORK ON PROJECT.
2. ALL EXTERIOR WALLS ARE DIMENSIONED TO THE FACE OF SHEATHING OR FOUNDATION. ALL INTERIOR WALLS ARE DIMENSIONED TO THE FACE OF STUDS.
3. PROVIDE WINDOW WELLS AS REQUIRED BY FINISH GRADE. (CONTRACTOR TO VERIFY). SEE WINDOW WELL DETAIL.
4. BASEMENTS ENCLOSING CONDITIONED SPACE SHALL BE INSULATED.
5. UNFINISHED AND FINISHED SPACES SHALL BE SEPARATED BY A DOOR.

ABBREVIATIONS

O/C	INDICATES BUILDING COMPONENT PROVIDED BY OWNER/CONTRACTOR
WC	INDICATES BUILDING COMPONENT PROVIDED BY WHISPER CREEK LOG HOMES
A/E/OR	INDICATES ARCHITECT/ENGINEER OF RECORD

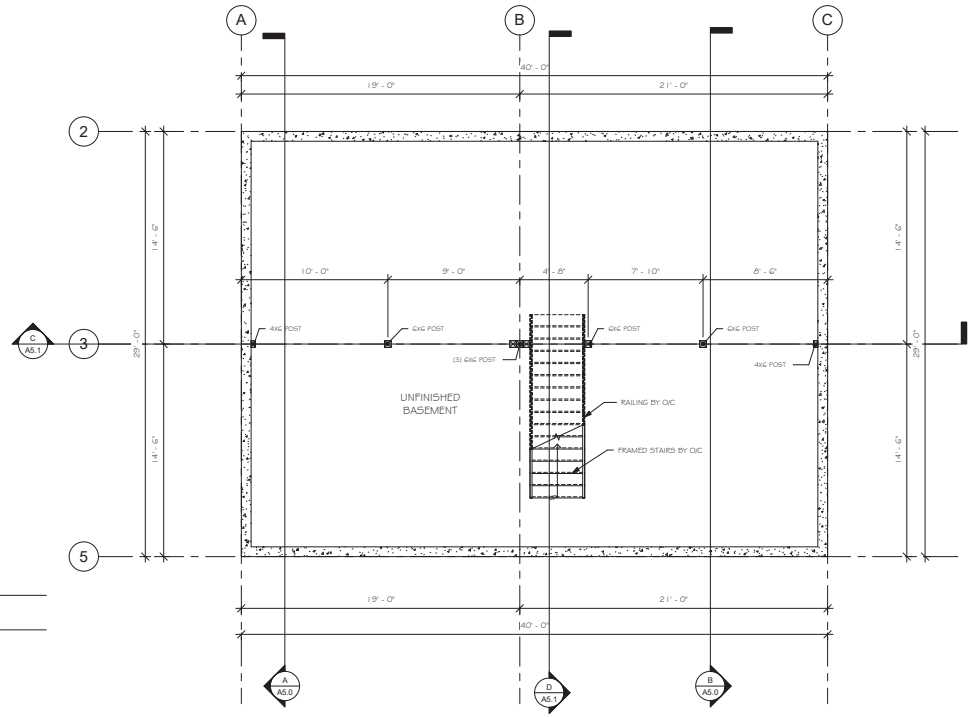

BASEMENT

1/4" = 1'-0"

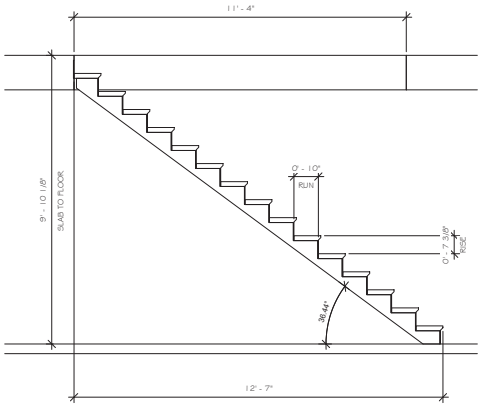

BASEMENT STAIR SECTION

1/2" = 1'-0"

SHEET TITLE: BASEMENT PLAN

PLAN NO.: 8047-000

SHEET NO.: A1.0

Whisper Creek
By Rocky Mountain Homes

THESE PLANS, DRAWINGS, AND DESIGNS ARE THE PROPERTY OF WHISPER CREEK LOG HOMES (WCLH). ALL RIGHTS RESERVED AND SHALL NOT BE REPRODUCED OR COPIED WITHOUT THE EXPRESSED WRITTEN CONSENT FROM AN OFFICER OF WCLH. UNDER PENALTY OF PROSECUTION. THESE PLANS ARE RELEASED FOR CONSTRUCTION ON THE SITE DESCRIBED HEREON AND NO OTHER.

THESE DESIGNS AND DETAILS ARE BASED ON MANY YEARS OF CONSTRUCTION, DESIGN, AND ENGINEERING PRACTICE IN NUMEROUS DIVERSE JURISDICTIONS. THE PURPOSE IS TO PROVIDE A BASIS FOR THE DESIGNS INCORPORATED IN WHISPER CREEK LOG HOMES (WCLH). HOWEVER, IT IS THE RESPONSIBILITY OF THE OWNER TO CONSULT WITH ARCHITECT OR ENGINEER OF RECORD (E.O.R.) TO REVIEW AND VERIFY ANY AND ALL OF THE ASSUMPTIONS MADE AND DESIGNS PRESENTED. WCLH MAKES NO WARRANTY OR GUARANTEE AS TO THE FINAL SITE SPECIFIC APPLICABILITY OF THE DESIGN. ANY AND ALL PROPOSED CHANGES BY THE E.O.R. SHALL BE COORDINATED WITH WCLH. ALL CHANGES MUST BE APPROVED IN WRITING BY WCLH. IF APPROVED, ALL CHANGES WILL RESULT IN ADDITIONAL COSTS AND MAY REQUIRE MODIFICATIONS TO THE PLANS AND WALLS.

ARCHITECT/ ENGINEER OF RECORD:

REVISIONS

No.	By:	Date:	

PROJECT NAME: BIG HORN W/ GARAGE

ADDRESS:

DRAWING TITLE: BASEMENT PLAN

PROJECT NO.: FINALS

DRAWN BY: JCF

CHECKED BY: MANAGER

DATE: 4/23/2019 6:24:26 AM

SHEET NO.: A1.0

PLAN NO.: 8047-000

FILE PATH: H:\Todd Mahrer\Consulting\Work\Rocky Mountain Homes\WCLH Docket - Big Horn & Garage\Final Docket Finals Big Finals.rvt

4/23/2019 6:24:26 AM

FLOOR PLAN NOTES

1. CONTRACTOR WILL VERIFY ALL DIMENSIONS & CONDITIONS SHOWN ON THESE PLANS AND W/ BUILDING SITE PRIOR TO COMMENCING ANY WORK ON PROJECT.
2. ALL EXTERIOR WALLS ARE DIMENSIONED TO THE FACE OF SHEATHING OR FOUNDATION. ALL INTERIOR WALLS ARE DIMENSIONED TO THE FACE OF STUDS.
3. THERE SHALL BE A FLOOR OR LANDING ON EACH SIDE OF EXTERIOR DOORS. WIDTH NOT LESS THAN THE DOOR SERVED. MIN DIMENSION 36 INCH MEASURED IN THE DIRECTION OF TRAVEL. LANDINGS OR FINISHED FLOORS AT THE REQUIRED EGRESS DOOR SHALL NOT BE MORE THAN 1 1/2" LOWER THAN TOP OF THRESHOLD ON THE EXTERIOR SIDE. IT SHALL NOT BE LOWER THAN 7 3/4" FROM TIP OF THRESHOLD, PROVIDED THE DOOR DOES NOT SWING OVER LANDING OR FLOOR.

ABBREVIATIONS

O/C	INDICATES BUILDING COMPONENT PROVIDED BY OWNER/CONTRACTOR
WC	INDICATES BUILDING COMPONENT PROVIDED BY WHISPER CREEK LOG HOMES
A/EOR	INDICATES ARCHITECT/ENGINEER OF RECORD

GUARDRAIL NOTES:

1. 36" (MIN) HIGH GUARDRAILS ARE REQUIRED FOR UNENCLOSED FLOOR AND ROOF OPENINGS, OPEN AND GLAZED SIDES OF STAIRWAYS, LANDINGS, DECKS, RAMPS, AND PORCHES, WHICH ARE MORE THAN 30 INCHES ABOVE GRADE OR A FLOOR OR OTHER SURFACE BELOW.
2. OPEN GUARDRAILS SHALL HAVE INTERMEDIATE RAIL SPACING OR PATTERN SUCH THAT A 4-INCH SPHERE CANNOT PASS THROUGH AND THE TRIANGULAR AREA FORMED BY TREAD, RISER AND GUARDRAIL SO THAT 6-INCH SPHERE CANNOT PASS THROUGH

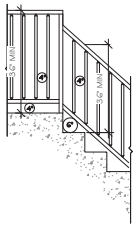

STAIRWAY NOTES:

1. STAIRWAYS SHALL NOT BE LESS THAN 36 INCHES IN WIDTH.
2. THE RISE OF STEPS SHALL NOT BE LESS THAN 4 INCHES OR GREATER THAN 7-3/4 INCHES. THE GREATEST RISER HEIGHT WITHIN ANY FLIGHT OF STAIRS SHALL NOT EXCEED THE SMALLEST BY MORE THAN 3/8 INCH.
3. THE RUN SHALL NOT BE LESS THAN 10 INCHES AS MEASURED HORIZONTALLY BETWEEN THE VERTICAL PLANES OF THE FURTHER MOST PROJECTION OF ADJACENT TREADS. THE LARGEST TREAD RUN WITHIN ANY FLIGHT OF STAIRS SHALL NOT EXCEED THE SMALLEST BY 3/8 INCH.
4. WINDER TREADS SHALL HAVE A MINIMUM OF TREAD DEPTH OF 10" MEASURED AT A POINT 12" FROM THE NARROW SIDE OF THE TREAD, AND HAVE A MINIMUM DEPTH OF 6". WITHIN ANY FLIGHT OF STAIRS THE GREATEST WINDER TREAD DEPTH AT THE 12" WALK LINE SHALL NOT EXCEED THE SMALLEST BY MORE THAN 3/8".

HANDRAIL NOTES:

1. RESIDENTIAL STAIRS REQUIRE HANDRAILS ON A MINIMUM OF ONE SIDE.
2. HANDRAIL SHALL BE CONTINUOUS THE FULL LENGTH OF THE STAIRS WITH ENDS RETURNED TO NEWEL POST OR WALL.
3. THE HANDGRIP PORTION OF THE HANDRAILS SHALL NOT BE LESS THAN 1 1/4" INCHES AND NOT GREATER THAN 2" IN CROSS-SECTIONAL DIMENSION OR THE SHAPE SHALL PROVIDE AN EQUIVALENT GRIPPING SURFACE. THE HANDGRIP PORTION OF THE HANDRAILS SHALL HAVE A SMOOTH SURFACE WITH NO SHARP CORNERS. HANDRAILS PROJECTION FROM A WALL SHALL HAVE A SPACE OF NOT LESS THAN 1 1/2 INCHES BETWEEN THE HANDRAIL AND ANY ABUTTING CONSTRUCTION SO AS TO AVOID INJURY TO FINGERS.

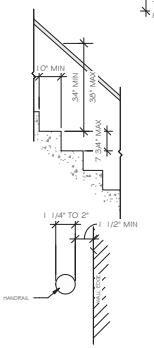

MAIN FLOOR

1/4" = 1'-0"

SHEET TITLE: MAIN FLOOR PLAN

PLAN NO.: 8047-000

SHEET NO.: A1.1

Whisper Creek
By Rocky Mountain Homes

THESE PLANS, DRAWINGS, AND DESIGNS ARE THE PROPERTY OF WHISPER CREEK LOG HOMES (WCLH). ALL RIGHTS RESERVED AND SHALL NOT BE REPRODUCED OR COPIED WITHOUT THE EXPRESSED WRITTEN CONSENT FROM AN OFFICER OF WCLH. UNDER PENALTY OF PROSECUTION THESE PLANS ARE RELEASED FOR CONSTRUCTION ON THE SITE DESCRIBED HEREON AND NO OTHER.

THESE DESIGNS AND DETAILS ARE BASED ON MANY YEARS OF CONSTRUCTION, DESIGN, AND ENGINEERING PRACTICE IN NUMEROUS DIVERSE JURISDICTIONS. THE PURPOSE IS TO PROVIDE A BASIS FOR THE DESIGN INCORPORATED IN WHISPER CREEK LOG HOMES (WCLH). HOWEVER, IT IS THE RESPONSIBILITY OF THE OWNER TO CONSULT WITH ARCHITECT OR ENGINEER OF RECORD (E.O.R.) TO REVIEW AND VERIFY ANY AND ALL OF THE ASSUMPTIONS MADE AND DESIGNS PRESENTED. WCLH MAKES NO WARRANTY OR GUARANTEE AS TO THE FINAL SITE SPECIFIC APPLICABILITY OF THE DESIGN. ANY AND ALL PROPOSED CHANGES BY THE E.O.R. SHALL BE COORDINATED WITH WCLH. ALL CHANGES MUST BE APPROVED IN WRITING BY WCLH. IF APPROVED, ALL CHANGES WILL RESULT IN ADDITIONAL COSTS AND MAY REQUIRE MODIFICATIONS TO THE PLANS AND WALLS.

ARCHITECT/ ENGINEER OF RECORD:

REVISIONS:

No.	By:	Date:

PROJECT NAME: **BIG HORN W/ GARAGE**

ADDRESS:

DRAWING TITLE: **MAIN FLOOR PLAN**

PROJECT NO.: FINALS

DRAWN BY: JCF

CHECKED BY: MANAGER

DATE: 4/23/2019 6:24:27 AM

PLAN NO.: 8047-000

SHEET NO.: A1.1

FILE PATH: H:\Toolkit\Mirror\Consulting\Word\Rocky Mountain Homes\WCLH\Details - Big Horn & Garage\Roof Details\Roof Finals - Big Horn & Garage\Roof Details Finals - Big Horn.rvt

4/23/2019 6:24:27 AM

FLOOR PLAN NOTES

1. CONTRACTOR WILL VERIFY ALL DIMENSIONS & CONDITIONS SHOWN ON THESE PLANS AND W/ BUILDING SITE PRIOR TO COMMENCING ANY WORK ON PROJECT.
2. ALL EXTERIOR WALLS ARE DIMENSIONED TO THE FACE OF SHEATHING OR FOUNDATION. ALL INTERIOR WALLS ARE DIMENSIONED TO THE FACE OF STUDS.
3. THERE SHALL BE A FLOOR OR LANDING ON EACH SIDE OF EXTERIOR DOORS. WIDTH NOT LESS THAN THE DOOR SERVED. MIN DIMENSION 36 INCH MEASURED IN THE DIRECTION OF TRAVEL. LANDINGS OR FINISHED FLOORS AT THE REQUIRED EGRESS DOOR SHALL NOT BE MORE THAN 1 1/2" LOWER THAN TOP OF THRESHOLD ON THE EXTERIOR SIDE. IT SHALL NOT BE LOWER THAN 7 3/4" FROM TIP OF THRESHOLD, PROVIDED THE DOOR DOES NOT SWING OVER LANDING OR FLOOR.

ABBREVIATIONS

O/C	INDICATES BUILDING COMPONENT PROVIDED BY OWNER/CONTRACTOR
WC	INDICATES BUILDING COMPONENT PROVIDED BY WHISPER CREEK LOG HOMES
A/EOR	INDICATES ARCHITECT/ENGINEER OF RECORD

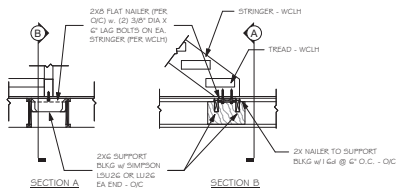

A STAIR BASE CONNECTION
1/2" = 1'-0"

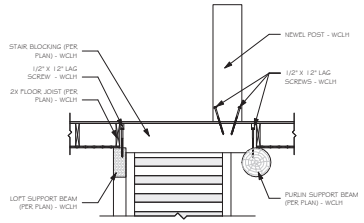

B STAIR BLOCKING/ NEWEL POST
1/2" = 1'-0"

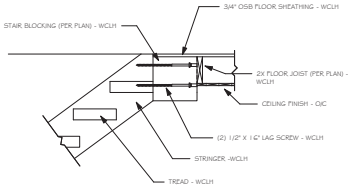

C STAIR BLOCKING
3/4" = 1'-0"

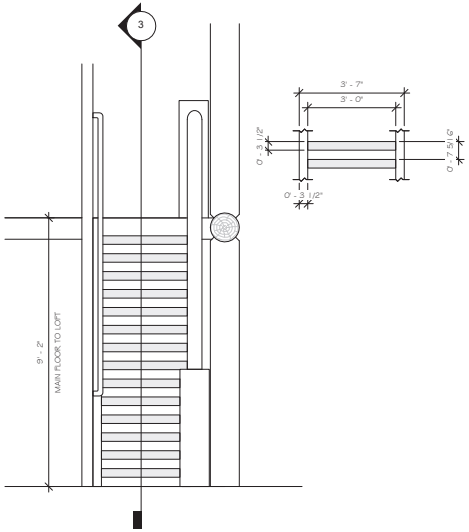

2 STAIR ELEVATION/ WC MODEL
1/2" = 1'-0"

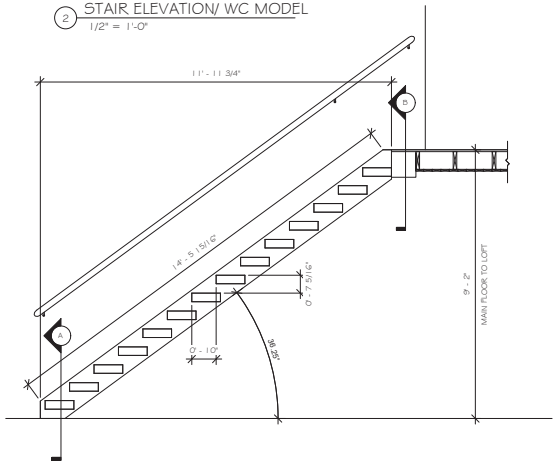

3 STAIR SECTION/ WC MODEL
1/2" = 1'-0"

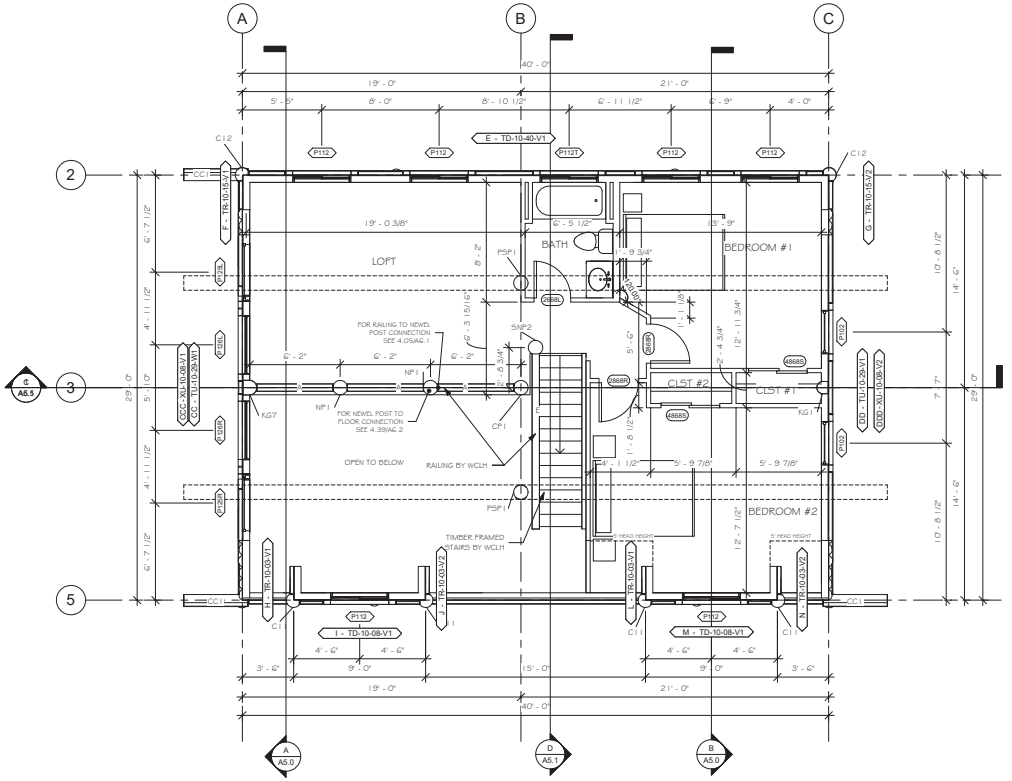

LOFT
1/4" = 1'-0"

Whisper Creek
By Rocky Mountain Homes

THESE PLANS, DRAWINGS, AND DESIGNS ARE THE PROPERTY OF WHISPER CREEK LOG HOMES (WCLH). ALL RIGHTS RESERVED AND SHALL NOT BE REPRODUCED OR COPIED WITHOUT THE EXPRESSED WRITTEN CONSENT FROM AN OFFICER OF WCLH. UNDER PENALTY OF PROSECUTION THESE PLANS ARE RELEASED FOR CONSTRUCTION ON THE SITE DESCRIBED HEREON AND NO OTHER.

THESE DESIGNS AND DETAILS ARE BASED ON MANY YEARS OF CONSTRUCTION, DESIGN, AND ENGINEERING PRACTICE IN NUMEROUS DIVERSE JURISDICTIONS. THE PURPOSE IS TO PROVIDE A BASIS FOR THE DESIGNS INCORPORATED IN WHISPER CREEK LOG HOMES (WCLH). HOWEVER, IT IS THE RESPONSIBILITY OF THE OWNER TO CONSULT WITH ARCHITECT OR ENGINEER OF RECORD (E.O.R.) TO REVIEW AND VERIFY ANY AND ALL OF THE ASSUMPTIONS MADE AND DESIGNS PRESENTED. WCLH MAKES NO WARRANTY OR GUARANTEE AS TO THE FINAL SITE SPECIFIC APPLICABILITY OF THE DESIGN. ANY AND ALL PROPOSED CHANGES BY THE E.O.R. SHALL BE COORDINATED WITH WCLH. ALL CHANGES MUST BE APPROVED IN WRITING BY WCLH. IF APPROVED, ALL CHANGES WILL RESULT IN ADDITIONAL COSTS AND MAY REQUIRE MODIFICATIONS TO THE PLANS AND WALLS.

ARCHITECT/ ENGINEER OF RECORD:

REVISIONS

No.	By:	Date:	

PROJECT NAME: **BIG HORN W/ GARAGE**

ADDRESS:

DRAWING TITLE: **LOFT FLOOR PLAN**

PROJECT NO.: 8047-000

FINALS

DRAWN BY: JCF

CHECKED BY: MANAGER

DATE: 4/23/2019 6:24:29 AM

SHEET NO.: **A1.2**

PLAN NO.: 8047-000

SHEET TITLE: LOFT FLOOR PLAN

SHEET NO.: A1.2

FILE PATH: H:\Solid Mirror Consulting\Work\Rocky Mountain Homes\WCLH Docket - Big Horn & Garage\Final Docket Finals\Big Horn.rvt

4/23/2019 6:24:29 AM

ELEVATION NOTES

1. CONTRACTOR WILL VERIFY ANY AND ALL STEPS IN FOOTINGS & FOUNDATION AS REQUIRED BY EXISTING FINISH GRADES.
2. MODIFICATIONS TO THE STRUCTURE MUST BE APPROVED BY THE A/EOR IN WRITING PRIOR TO MAKING ANY CHANGES. GRADES INDICATED ARE APPROXIMATE AND MAY BE MODIFIED SUBJECT TO FINAL SITE CONDITIONS. DRAINAGE AWAY FROM THE STRUCTURE MUST BE MAINTAINED.
3. LOTS SHALL BE GRADED TO DRAW SURFACE WATER AWAY FROM FOUNDATION WALLS. THE GRADE SHALL FALL A MINIMUM OF 6 INCHES WITHIN THE FIRST 10 FEET.
4. CONTRACTOR TO INSTALL SNOW STOPS ON ROOF.

ABBREVIATIONS

O/C	INDICATES BUILDING COMPONENT PROVIDED BY OWNER/CONTRACTOR
WC	INDICATES BUILDING COMPONENT PROVIDED BY WHISPER CREEK LOG HOMES
A/EOR	INDICATES ARCHITECT/ENGINEER OF RECORD

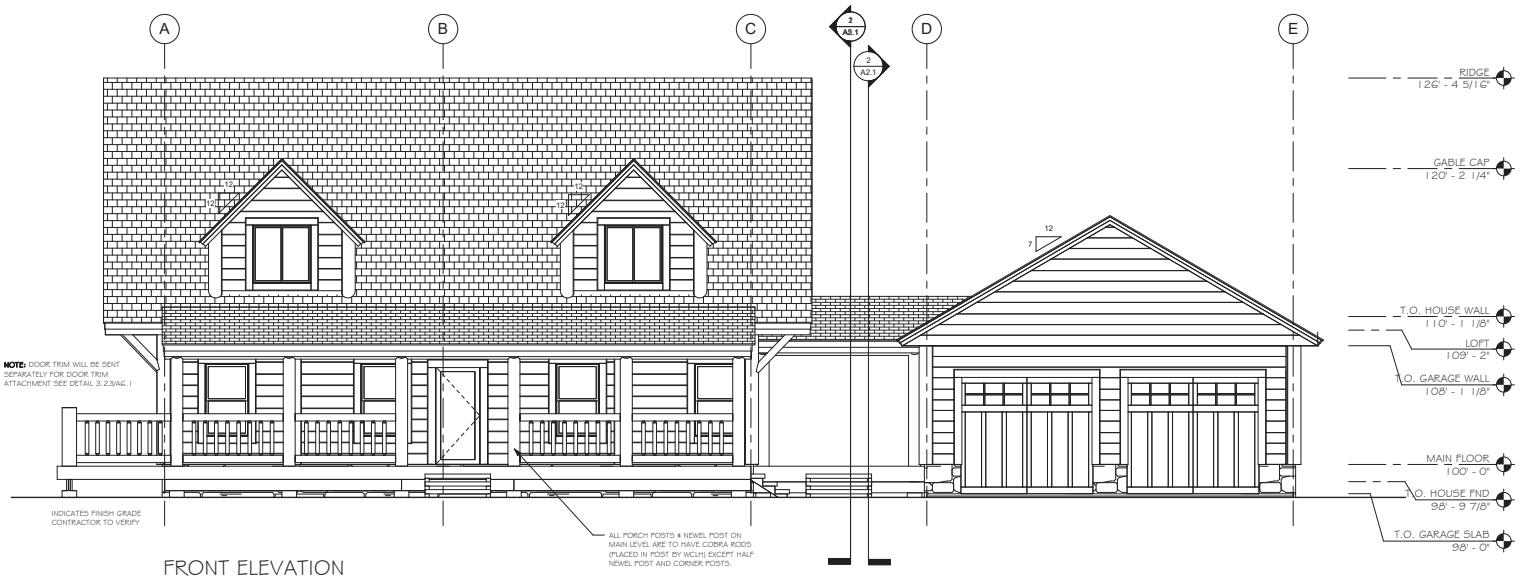

FRONT ELEVATION

1/4" = 1'-0"

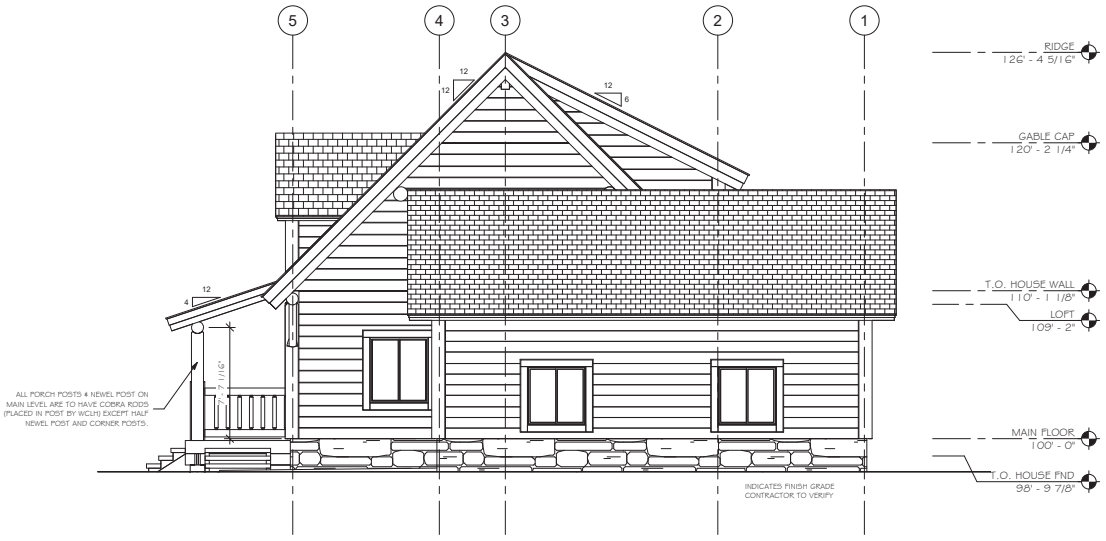

RIGHT ELEVATION

1/4" = 1'-0"

SHEET TITLE: FRONT & RIGHT ELEVATION

PLAN NO.: 8047-000

SHEET NO.: A2.0

Whisper Creek
By Rocky Mountain Homes

THESE PLANS, DRAWINGS, AND DESIGNS ARE THE PROPERTY OF WHISPER CREEK LOG HOMES (WCLH). ALL RIGHTS RESERVED AND SHALL NOT BE REPRODUCED OR COPIED WITHOUT THE EXPRESSED WRITTEN CONSENT FROM AN OFFICER OF WCLH. UNDER PENALTY OF PROSECUTION THESE PLANS ARE RELEASED FOR CONSTRUCTION ON THE SITE DESCRIBED HEREON AND NO OTHER.

THESE DESIGNS AND DETAILS ARE BASED ON MANY YEARS OF CONSTRUCTION, DESIGN, AND ENGINEERING PRACTICE IN NUMEROUS DIVERSE JURISDICTIONS. THE PURPOSE IS TO PROVIDE A BASIS FOR THE DESIGNS INCORPORATED IN WHISPER CREEK LOG HOMES (WCLH). HOWEVER, IT IS THE RESPONSIBILITY OF THE OWNER TO CONSULT WITH ARCHITECT OR ENGINEER OF RECORD (E.O.R.) TO REVIEW AND VERIFY ANY AND ALL OF THE ASSUMPTIONS MADE AND DESIGNS PRESENTED. WCLH MAKES NO WARRANTY OR GUARANTEE AS TO THE FINAL SITE SPECIFIC APPLICABILITY OF THE DESIGN. ANY AND ALL PROPOSED CHANGES BY THE E.O.R. SHALL BE COORDINATED WITH WCLH. ALL CHANGES MUST BE APPROVED IN WRITING BY WCLH. IF APPROVED, ALL CHANGES WILL RESULT IN ADDITIONAL COSTS AND MAY REQUIRE MODIFICATIONS TO THE PLANS AND WALLS.

ARCHITECT/ ENGINEER OF RECORD:

REVISIONS

No.	By:	Date:	

PROJECT NAME: BIG HORN W/ GARAGE

ADDRESS:

DRAWING TITLE: FRONT & RIGHT ELEVATION

PROJECT NO.: FINALS

DRAWN BY: JCF

CHECKED BY: MANAGER

DATE: 4/23/2019 6:24:30 AM

PLAN NO.: 8047-000

SHEET NO.: A2.0

FILE PATH: H:\Todd\Mirror\Consulting\Work\Rocky Mountain Homes\WCLH\Dander - Big Horn & Garage\Final Dander Finals Big Finals.rvt

4/23/2019 6:24:30 AM

ELEVATION NOTES

1. CONTRACTOR WILL VERIFY ANY AND ALL STEPS IN FOOTINGS & FOUNDATION AS REQUIRED BY EXISTING FINISH GRADES.
2. MODIFICATIONS TO THE STRUCTURE MUST BE APPROVED BY THE A/EOR IN WRITING PRIOR TO MAKING ANY CHANGES. GRADES INDICATED ARE APPROXIMATE AND MAY BE MODIFIED SUBJECT TO FINAL SITE CONDITIONS. DRAINAGE AWAY FROM THE STRUCTURE MUST BE MAINTAINED.
3. LOTS SHALL BE GRADED TO DRAW SURFACE WATER AWAY FROM FOUNDATION WALLS. THE GRADE SHALL FALL A MINIMUM OF 6 INCHES WITHIN THE FIRST 10 FEET.
4. CONTRACTOR TO INSTALL SNOW STOPS ON ROOF.

ABBREVIATIONS

O/C INDICATES BUILDING COMPONENT PROVIDED BY OWNER/CONTRACTOR
WC INDICATES BUILDING COMPONENT PROVIDED BY WHISPER CREEK LOG HOMES
A/EOR INDICATES ARCHITECT/ENGINEER OF RECORD

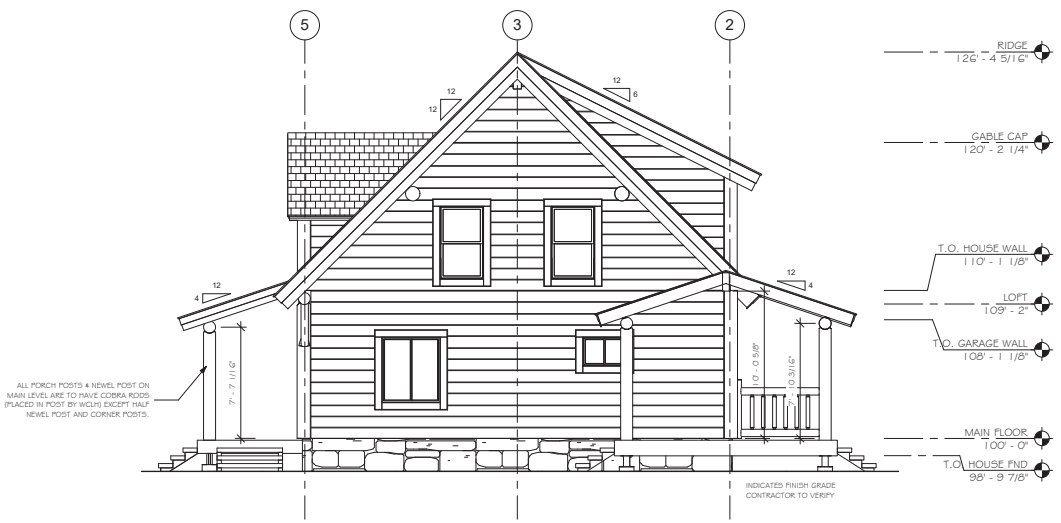

HOUSE RIGHT ELEVATION
1/4" = 1'-0"

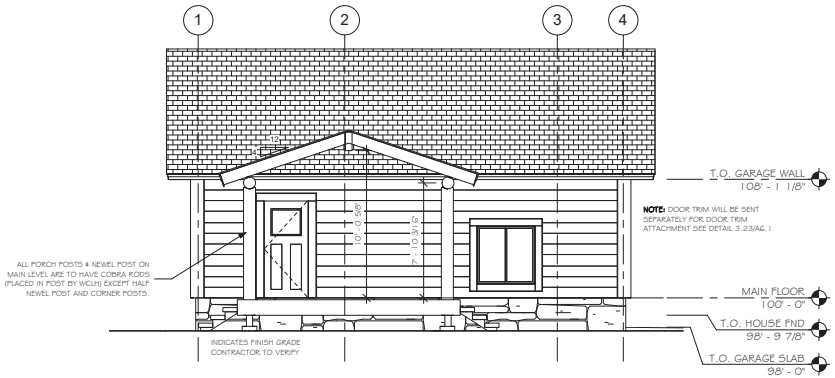

GARAGE LEFT ELEVATION
1/4" = 1'-0"

SHEET TITLE: BREEZEWAY ELEVATIONS
PLAN NO.: 8047-000
SHEET NO.: A2.1

Whisper Creek
By Rocky Mountain Homes

THESE PLANS, DRAWINGS, AND DESIGNS ARE THE PROPERTY OF WHISPER CREEK LOG HOMES (WCLH). ALL RIGHTS RESERVED AND SHALL NOT BE REPRODUCED OR COPIED WITHOUT THE EXPRESSED WRITTEN CONSENT FROM AN OFFICER OF WCLH. UNDER PENALTY OF PROSECUTION THESE PLANS ARE RELEASED FOR CONSTRUCTION ON THE SITE DESCRIBED HEREON AND NO OTHER.

THESE DESIGNS AND DETAILS ARE BASED ON MANY YEARS OF CONSTRUCTION, DESIGN, AND ENGINEERING PRACTICE IN NUMEROUS DIVERSE JURISDICTIONS. THE PURPOSE IS TO PROVIDE A BASIS FOR THE DESIGNS INCORPORATED IN WHISPER CREEK LOG HOMES (WCLH). HOWEVER, IT IS THE RESPONSIBILITY OF THE OWNER TO CONSULT WITH ARCHITECT OR ENGINEER OF RECORD (E.O.R.) TO REVIEW AND VERIFY ANY AND ALL OF THE ASSUMPTIONS MADE AND DESIGNS PRESENTED. WCLH MAKES NO WARRANTY OR GUARANTEE AS TO THE FINAL SITE SPECIFIC APPLICABILITY OF THE DESIGN. ANY AND ALL PROPOSED CHANGES BY THE E.O.R. SHALL BE COORDINATED WITH WCLH. ALL CHANGES MUST BE APPROVED IN WRITING BY WCLH. IF APPROVED, ALL CHANGES WILL RESULT IN ADDITIONAL COSTS AND MAY REQUIRE MODIFICATIONS TO THE PLANS AND WALLS.

ARCHITECT/ ENGINEER OF RECORD:

REVISIONS

No.	By:	Date:	

PROJECT NAME: BIG HORN W/ GARAGE

ADDRESS:

DRAWING TITLE: BREEZEWAY ELEVATIONS

PROJECT NO.: FINALS
DRAWN BY: JCF
CHECKED BY: MANAGER
DATE: 4/23/2019 6:24:30 AM
SHEET NO.: A2.1
PLAN NO.: 8047-000

FILE PATH: H:\Toolkit\Mirror\Consulting\Work\Rocky Mountain Homes\WCLH\Detail - Big Horn & Garage\Final Detail Finals Eng finals.rvt

4/23/2019 6:24:30 AM H:\Toolkit\Mirror\Consulting\Work\Rocky Mountain Homes\WCLH\Detail - Big Horn & Garage\Final Detail Finals Eng finals.rvt

ELEVATION NOTES

1. CONTRACTOR WILL VERIFY ANY AND ALL STEPS IN FOOTINGS & FOUNDATION AS REQUIRED BY EXISTING FINISH GRADES.
2. MODIFICATIONS TO THE STRUCTURE MUST BE APPROVED BY THE A/EOR IN WRITING PRIOR TO MAKING ANY CHANGES. GRADES INDICATED ARE APPROXIMATE AND MAY BE MODIFIED SUBJECT TO FINAL SITE CONDITIONS. DRAINAGE AWAY FROM THE STRUCTURE MUST BE MAINTAINED.
3. LOTS SHALL BE GRADED TO DRAW SURFACE WATER AWAY FROM FOUNDATION WALLS. THE GRADE SHALL FALL A MINIMUM OF 6 INCHES WITHIN THE FIRST 10 FEET.
4. CONTRACTOR TO INSTALL SNOW STOPS ON ROOF.

ABBREVIATIONS

O/C INDICATES BUILDING COMPONENT PROVIDED BY OWNER/CONTRACTOR.
WC INDICATES BUILDING COMPONENT PROVIDED BY WHISPER CREEK LOG HOMES
A/EOR INDICATES ARCHITECT/ENGINEER OF RECORD

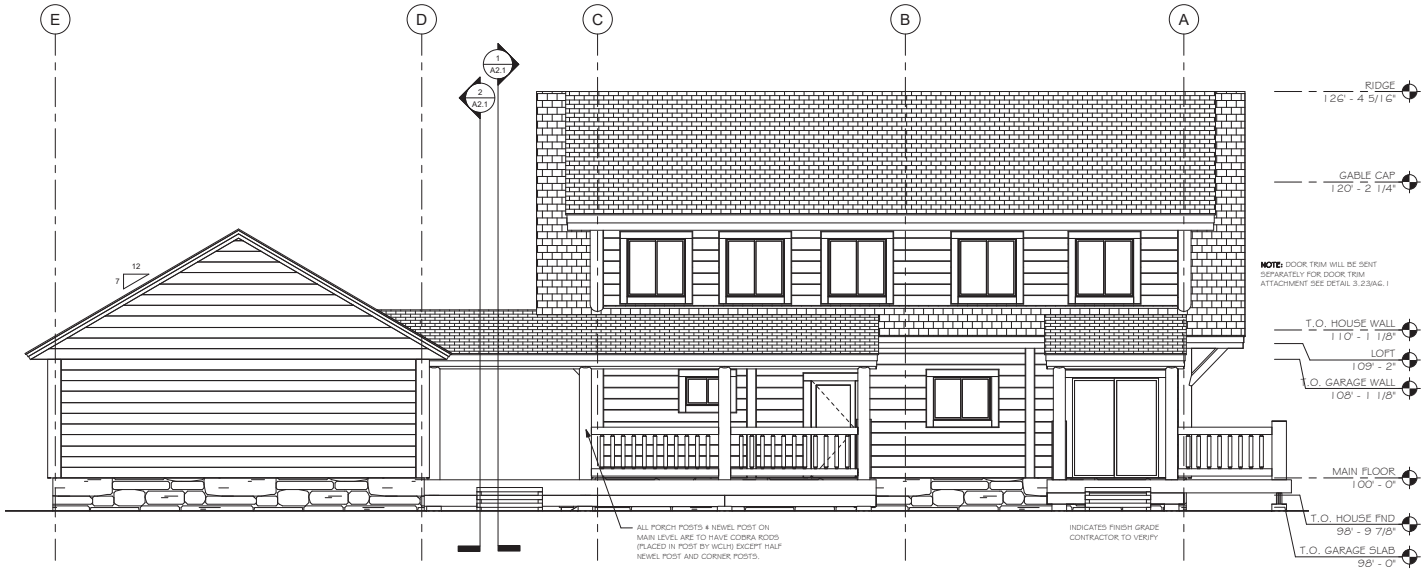

BACK ELEVATION
1/4" = 1'-0"

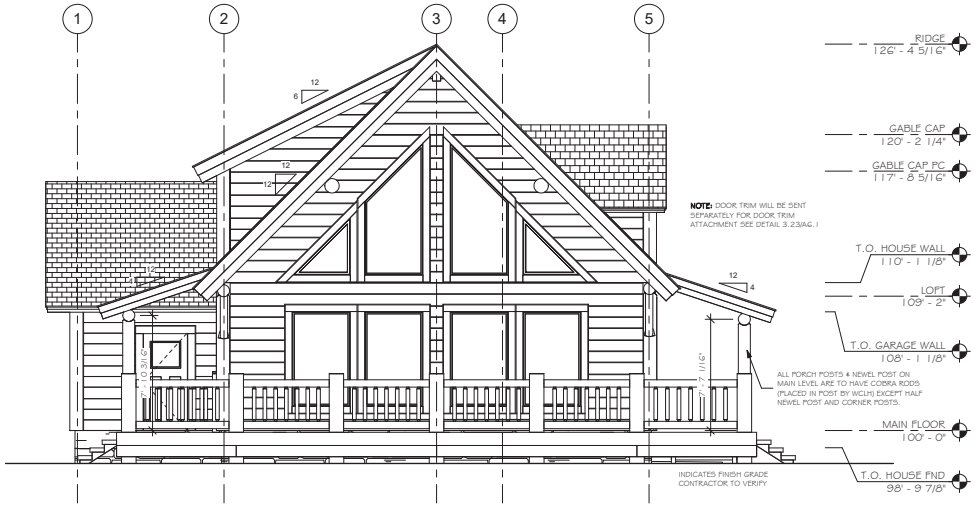

LEFT ELEVATION
1/4" = 1'-0"

SHEET TITLE: BACK & LEFT ELEVATION
PLAN NO.: 8047-000
SHEET NO.: A2.2

Whisper Creek
By Rocky Mountain Homes

THESE PLANS, DRAWINGS, AND DESIGNS ARE THE PROPERTY OF WHISPER CREEK LOG HOMES (WCLH). ALL RIGHTS RESERVED AND SHALL NOT BE REPRODUCED OR COPIED WITHOUT THE EXPRESSED WRITTEN CONSENT FROM AN OFFICER OF WCLH. UNDER PENALTY OF PROSECUTION THESE PLANS ARE RELEASED FOR CONSTRUCTION ON THE SITE DESCRIBED HEREON AND NO OTHER.

THESE DESIGNS AND DETAILS ARE BASED ON MANY YEARS OF CONSTRUCTION, DESIGN, AND ENGINEERING PRACTICE IN NUMEROUS DIVERSE JURISDICTIONS. THE PURPOSE IS TO PROVIDE A BASIS FOR THE DESIGNS INCORPORATED IN WHISPER CREEK LOG HOMES (WCLH). HOWEVER, IT IS THE RESPONSIBILITY OF THE OWNER TO CONSULT WITH ARCHITECT OR ENGINEER OF RECORD (E.O.R.) TO REVIEW AND VERIFY ANY AND ALL OF THE ASSUMPTIONS MADE AND DESIGNS PRESENTED. WCLH MAKES NO WARRANTY OR GUARANTEE AS TO THE FINAL SITE SPECIFIC APPLICABILITY OF THE DESIGN. ANY AND ALL PROPOSED CHANGES BY THE E.O.R. SHALL BE COORDINATED WITH WCLH. ALL CHANGES MUST BE APPROVED IN WRITING BY WCLH. IF APPROVED, ALL CHANGES WILL RESULT IN ADDITIONAL COSTS AND MAY REQUIRE MODIFICATIONS TO THE PLANS AND WALLS.

ARCHITECT/ ENGINEER OF RECORD:

REVISIONS

No.	By:	Date:	

PROJECT NAME: BIG HORN W/ GARAGE

ADDRESS:

DRAWING TITLE: BACK & LEFT ELEVATION

PROJECT NO.: FINALS
DRAWN BY: JCF
CHECKED BY: MANAGER
DATE: 4/23/2019 6:24:32 AM
PLAN NO.: 8047-000
SHEET NO.: A2.2

FILE PATH: H:\Toolkit\Mirror\Consulting\Work\Rocky Mountain Homes\WCLH\Dander - Big Horn & Garage\Final Dander Private Big Rocks.rvt

4/23/2019 6:24:32 AM H:\Toolkit\Mirror\Consulting\Work\Rocky Mountain Homes\WCLH\Dander - Big Horn & Garage\Final Dander Private Big Rocks.rvt

COMPONENT SCHEDULE			
ITEM #	COUNT	LENGTH	DESCRIPTION
BREEZEWAY RIDGE BEAM			
BB1	1	15' - 0"	5 1/2" X 15" GLULAM BEAM
CANTILEVER CORNER			
CC1	3	9' - 3 1/8"	12IN DIA LOG POST w/ 10IN DIA PURLIN ARM & 6IN DIA KNEE BRACE
CENTER POST			
CP1	1	23' - 9 9/16"	12" DIA LOG POST
COMPONENT			
PP2	2	8' - 7 1/4"	10IN DIA TOP NOTCHED
CORNER POST			
C1	1	10' - 1 1/8"	12IN DIA POST w/ PIE CUT
C2	4	8' - 1 1/8"	12IN DIA LOG POST w/ PIE CUT
CORNER POST - DORMER			
C11	4	4' - 7 7/8"	12IN DIA LOG POST w/ PIE CUT W/ TOP PITCH CUT, BTM PITCH CUT TO BE DONE ON SITE
C12	2	6' - 7 1/16"	12IN DIA LOG POST w/ PIE CUT W/ TOP PITCH CUT, BTM PITCH CUT TO BE DONE ON SITE
HALF NEWEL POST			
HNP1	1	4' - 0"	12IN DIA HALF LOG POST
KING GABLE POST			
KG1	1	23' - 9 9/16"	12IN LOG POST W/ THREE FLATS
KG7	1	23' - 9 9/16"	14IN LOG POST W/ THREE FLATS
LOFT PURLIN			
LP1	6	16' - 0"	12IN DIA LOG BEAM w/ FLAT CUT
LP2	4	14' - 2"	12IN DIA LOG BEAM w/ FLAT CUT
LOFT SUPPORT BEAM			
LSB1	2	14' - 5 1/4"	5 1/2" X 12" GLULAM BEAM
LSB2	1	17' - 5 1/2"	5 1/2" X 12" GLULAM BEAM
LOFT SUPPORT POST			
LSP1	1	7' - 5 1/4"	6X6 DIMENSIONAL LUMBER
NEWEL POST			
NP1	4	4' - 0"	12IN DIA LOG POST - NOT STAINED
NEWEL POST - STAINED			
NP3	7	4' - 0"	12IN DIA LOG POST - STAINED
NEWEL POST - STAIR			
SNP1	1	5' - 0"	12IN LOG POST W/ FLAT CUT
SNP2	1	4' - 0"	12IN LOG POST W/ FLAT CUT
PORCH BEAM			
PB1	2	16' - 2"	12" DIA w/ FLAT CUT
PB2	1	7' - 8"	12" DIA w/ FLAT CUT

COMPONENT SCHEDULE			
ITEM #	COUNT	LENGTH	DESCRIPTION
PB3	1	9' - 4"	12" DIA w/ FLAT CUT
PB4	1	10' - 4"	16" 2" X 12" DIA w/ FLAT CUT
PB5	1	9' - 6"	16" 2" X 12" DIA w/ FLAT CUT
PB6	1	10' - 10"	12" DIA w/ FLAT CUT
PB7	1	11' - 4"	12" DIA w/ FLAT CUT
PORCH POST			
PP1	6	8' - 3 15/16"	10IN DIA TOP NOTCHED
PP3	4	8' - 9 1/4"	10IN DIA TOP NOTCHED
PURLIN SUPPORT BEAM			
PSB3	1	13' - 11"	12IN DIA LOG BEAM w/ FLAT CUT
PSB4	1	13' - 11"	12IN DIA LOG BEAM
PURLIN SUPPORT POST			
PSP1	2	8' - 0 1/4"	12IN DIA LOG POST w/ TOP AND BOTTOM NOTCHED
RIDGE BEAM			
RB1	1	23' - 0"	6 3/4" X 24" GLULAM BEAM
RB2	1	25' - 0"	6 3/4" X 24" GLULAM BEAM
ROOF PURLIN			
RP1	2	23' - 0"	12IN DIA LOG BEAM w/ FLAT CUT
RP2	2	25' - 0"	12IN DIA LOG BEAM w/ FLAT CUT
STAIR BLOCKING			
SB1	1	4' - 10"	10" X 10" TIMBER NOTCHED FOR LSB1 & PSB1
VERTICAL POSTS			
VP1	4	10' - 1 1/8"	9IN DIA LOG POST W/ THREE SIDES

WCLH STANDARD TIMBER FRAMED STAIRS INCLUDED WITH PACKAGE

ONLY COMPONENTS INCLUDED IN WCLH PACKAGE ARE SHOWN

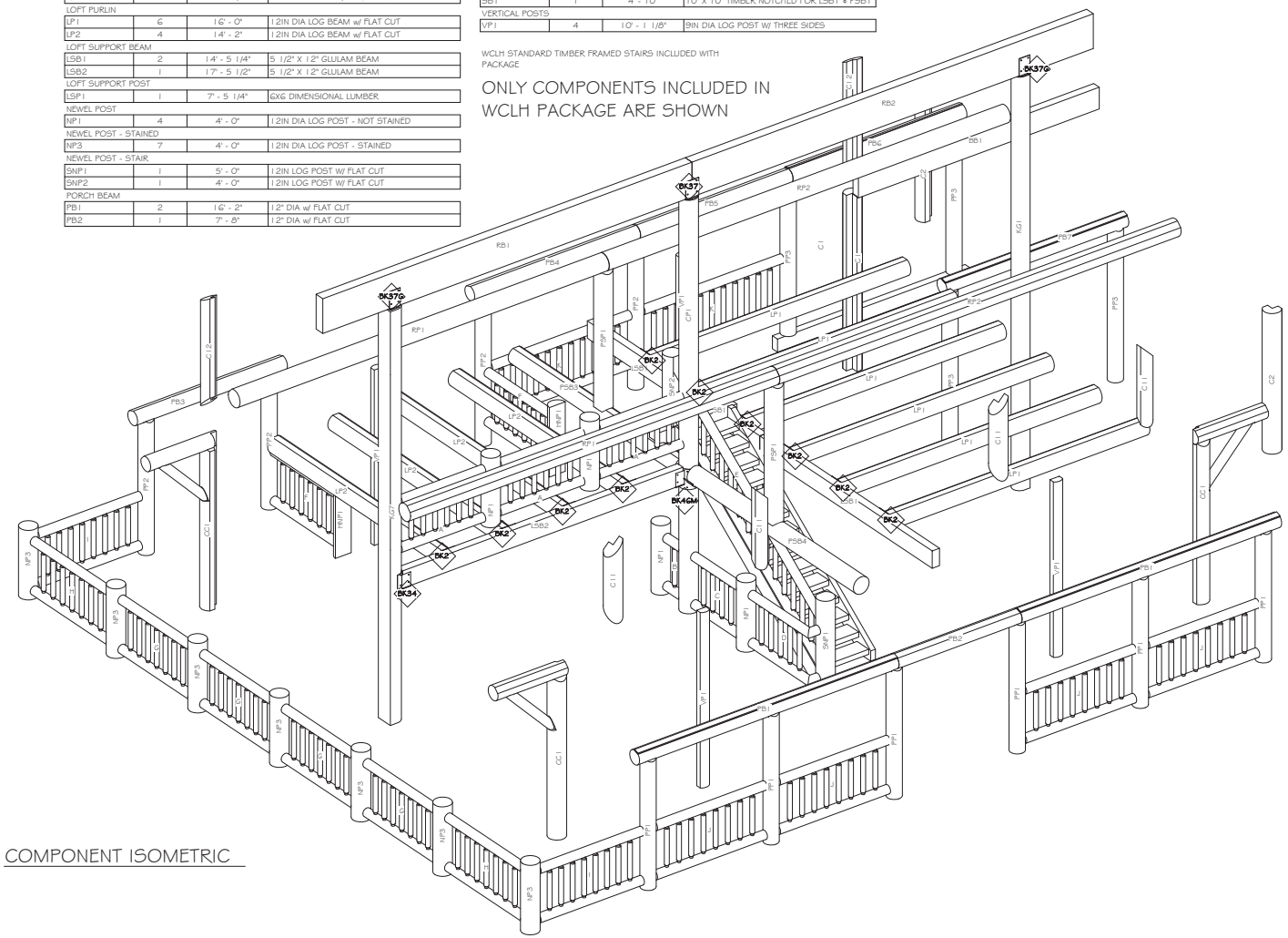

COMPONENT ISOMETRIC

BRACKET SCHEDULE		
BRACKET #	COUNT	DESCRIPTION
BK2	10	LOFT PURLIN SADDLE
BK34	1	KING GABLE POST TO LOFT SUPPORT BEAM
BK37	1	CENTER POST TO RIDGE BEAM
BK37G	2	KING GABLESTIFFENER TO RIDGE BEAM
BK4GM	1	CENTER POST w/ LOFT SUPPORT BEAM SADDLE & PURLIN SUPPORT BEAM SADDLE
BK55	(1) SET OF 4	ANGLED RAIL BRACKET
BK5GX	(3) SET OF 4	STRAIGHT RAIL BRACKET





SHEET TITLE: COMPONENT ISOMETRIC
SHEET NO.: A4.0
PLAN NO.: 8047-000

Whisper Creek
By Rocky Mountain Homes

THESE PLANS, DRAWINGS, AND DESIGNS ARE THE PROPERTY OF WHISPER CREEK LOG HOMES (WCLH). ALL RIGHTS RESERVED AND SHALL NOT BE REPRODUCED OR COPIED WITHOUT THE EXPRESSED WRITTEN CONSENT FROM AN OFFICER OF WCLH. UNDER PENALTY OF PROSECUTION THESE PLANS ARE RELEASED FOR CONSTRUCTION ON THE SITE DESCRIBED HEREON AND NO OTHER.

THESE DESIGNS AND DETAILS ARE BASED ON MANY YEARS OF CONSTRUCTION, DESIGN, AND ENGINEERING PRACTICE IN NUMEROUS DIVERSE JURISDICTIONS. THE PURPOSE IS TO PROVIDE A BASIS FOR THE DESIGNS INCORPORATED IN WHISPER CREEK LOG HOMES (WCLH). HOWEVER, IT IS THE RESPONSIBILITY OF THE OWNER TO CONSULT WITH ARCHITECT OR ENGINEER OF RECORD (E.O.R.) TO REVIEW AND VERIFY ANY AND ALL OF THE ASSUMPTIONS MADE AND DESIGNS PRESENTED. WCLH MAKES NO WARRANTY OR GUARANTEE AS TO THE FINAL SITE SPECIFIC APPLICABILITY OF THE DESIGN. ANY AND ALL PROPOSED CHANGES BY THE E.O.R. SHALL BE COORDINATED WITH WCLH. ALL CHANGES MUST BE APPROVED IN WRITING BY WCLH. IF APPROVED, ALL CHANGES WILL RESULT IN ADDITIONAL COSTS AND MAY REQUIRE MODIFICATIONS TO THE PLANS AND WALLS.

ARCHITECT/ ENGINEER OF RECORD:

REVISIONS:

No.	By:	Date:	

PROJECT NAME: BIG HORN W/ GARAGE

ADDRESS:

DRAWING TITLE: COMPONENT ISOMETRIC

PROJECT NO.: FINALS
DRAWN BY: JCF
CHECKED BY: MANAGER
DATE: 4/23/2019 6:24:35 AM
SHEET NO.: A4.0
PLAN NO.: 8047-000

FILE PATH: H:\Toolkit\Mirror\Consulting\Work\Rocky Mountain Homes\WCLH Dealer - Big Horn & Garage\Final Dealer Prints Big Horn.rvt

4/23/2019 6:24:35 AM H:\Toolkit\Mirror\Consulting\Work\Rocky Mountain Homes\WCLH Dealer - Big Horn & Garage\Final Dealer Prints Big Horn.rvt