

SHEET TITLE: COVER SHEET

PLAN NO.: TBD

SHEET NO.: A0.0

Whisper Creek
By Rocky Mountain Homes

1883 Highway 93 South
Hamilton, MT 59840
ph. 406.363.5680
fx. 406.363.6537
wclhdesign@rmlh.com

THESE PLANS, DRAWINGS, AND DESIGNS ARE THE PROPERTY OF WHISPER CREEK LOG HOMES (WCLH). ALL RIGHTS RESERVED AND SHALL NOT BE REPRODUCED OR COPIED WITHOUT THE EXPRESSED WRITTEN CONSENT FROM AN OFFICER OF WCLH. UNDER PENALTY OF PROSECUTION.THESE PLANS ARE RELEASED FOR CONSTRUCTION ON THE SITE DESCRIBED HEREON AND NO OTHER.

THESE DESIGNS AND DETAILS ARE BASED ON MANY YEARS OF CONSTRUCTION, DESIGN, AND ENGINEERING PRACTICE IN NUMEROUS DIVERSE JURISDICTIONS. THE PURPOSE IS TO PROVIDE A BASIS FOR THE DESIGNS INCORPORATED IN WHISPER CREEK LOG HOMES (WCLH). HOWEVER, IT IS THE RESPONSIBILITY OF THE OWNER TO CONSULT WITH ARCHITECT OR ENGINEER OF RECORD (E.O.R.) TO REVIEW AND VERIFY ANY AND ALL OF THE ASSUMPTIONS MADE AND DESIGNS PRESENTED. WCLH MAKES NO WARRANTY OR GUARANTEE AS TO THE FINAL SITE SPECIFIC APPLICABILITY OF THE DESIGN. ANY AND ALL PROPOSED CHANGES BY THE E.O.R. SHALL BE COORDINATED WITH WCLH. ALL CHANGES MUST BE APPROVED IN WRITING BY WCLH. IF APPROVED, ALL CHANGES WILL RESULT IN ADDITIONAL COSTS AND MAY REQUIRE MODIFICATIONS TO THE PLANS AND WALLS.

PRELIMINARY PLAN SET

REVISIONS

No.	By:	Date:	

PROJECT NAME: FOX HOLLOW

OWNER:

ADDRESS:

DRAWING TITLE: COVER SHEET

PROJECT NO.:

DRAWN BY: JCF

CHECKED BY: MANAGER

DATE: 10/22/2019 10:39:40 AM

SHEET NO.: A0.0

PLAN NO.: TBD

FILE PATH: H:\Toolkit\Revit Consulting Work\Rocky Mountain Homes\WCLH\Tarzo - Fox Hollow\Revit\Tarzo_Prelim.rvt

DESIGN CRITERIA

WCLH DESIGN CRITERIA: A

GOVERNING CODES

2015 INTERNATIONAL BUILDING CODE (IBC)
ASCE/SEI 7-10 MIN DESIGN LOADS FOR BUILDING AND OTHER STRUCTURES

LOADINGS

FLOOR	DEAD LOAD	12 PSF
	LIVE LOAD	40 PSF
ROOF	DEAD LOAD	15 PSF
	LIVE (SNOW) LOAD	
	GROUND LOAD	62 PSF
	FLAT ROOF	52 PSF
	EXPOSURE FACTOR	Ce=1.0
	THERMAL FACTOR	
	WARM	Ct=1.1
	COLD	Ct=1.1
	IMPORTANCE FACTOR	Is=1.0

WIND DESIGN

ULTIMATE SPEED	90MPH
IMPORTANCE FACTOR	Iw=1.0
EXPOSURE	C

SEISMIC

SEISMIC DESIGN CATEGORY	C

FROST DEPTH

36"

SOIL

GEOTECHNICAL STUDY	NOT AVAILABLE FOR DESIGN
ALLOWABLE BEARING	1,500 PSF
SITE CLASS	D

ELEVATION

8650'

ATTENTION:

1. SITE PLANS: SITE PLANS SHALL BE PREPARED AND SUBMITTED BY THE OWNER CONTRACTOR AS REQ'D BY THE LOCAL JURISDICTION. ITEMS REQUIRED AND SHOWN MAY INCLUDE BUT ARE NOT LIMITED TO; IDENTIFICATION AND LOCATION OF ALL BUILDINGS, EXISTING AND PROPOSED, LABEL ALL EXISTING AND PROPOSED STREETS, EASEMENTS, FLOOD PLAINS AND ADJACENT PROPERTY LINES (FRONT, REAR, & SIDES,).
2. FIRE RESISTIVE CONSTRUCTION: FIRE RESISTIVE CONSTRUCTION AND/OR FIRE SPRINKLER SYSTEMS NOT ADDRESSED ON THESE PLANS AND REQUIRED BY THE LOCAL JURISDICTION AND ADOPTED CODES ARE THE RESPONSIBILITY OF THE OWNER/CONTRACTOR.
3. LATERAL DESIGN: BECAUSE OF THE RANDOM AND UNPREDICTABLE NATURE OF WIND AND EARTHQUAKE LOADING EVEN A RELATIVELY COMPLETE ANALYSIS, METHODOLOGY, AND DESIGN CANNOT ENSURE THAT THERE WILL BE NO DAMAGE TO STRUCTURES DURING MAJOR EVENTS. LOCAL ADOPTED CODES ARE BASED ON LIFE SAFETY AND NOT "DAMAGE PROOFING". IT IS EXTREMELY IMPORTANT THAT ATTENTION BE PAID TO THE PLACEMENT OF REINFORCING, HOLDOWN EMBEDS, ETC. IN THE FOUNDATIONS, NAILING OF VERTICAL AND HORIZONTAL SHEATHING (WALLS, FLOORS, AND ROOF) AND TO DETAILING SHOWN ON THE PLANS. PROPER IMPLEMENTATION IS REQUIRED TO ENSURE THE DESIRED DESIGN RESPONSE.
4. MODIFICATIONS: STRUCTURAL MODIFICATIONS TO PLANS, FRAMING AND LOADING (DIMENSIONS, MATERIALS, DETAILS, LOCATION AND/ OR SIZE OF OPENINGS IN WALLS, HOT TUB LOADING, ETC.) FROM THAT SHOWN ON THE WCLH PLANS CAN ALTER THE STRUCTURAL PERFORMANCE AND WILL VOID ANY LIABILITY BY WCLH OR A/EOR, WITHOUT ADDITIONAL REVIEW AND ANALYSIS AND PRIOR WRITTEN APPROVAL. NEW AND RELOCATED LOADS CAN CAUSE EXCESSIVE DEFLECTION AND EVEN STRUCTURAL FAILURE. INCREASING THE SIZE, NUMBER OR LOCATION OF OPENINGS IN SHEAR WALLS CAN VARY THE LOADING ON SHEAR PANELS BEYOND THEIR LOAD CARRYING CAPACITIES. THE OWNER AND CONTRACTOR SHALL CAREFULLY REVIEW PLANS AND SPECIFICATIONS PRIOR TO INITIATION OF CONSTRUCTION.
5. SOILS INVESTIGATION: WHERE REQUIRED BY THE LOCAL SITE CONDITIONS OR JURISDICTION A GEOTECHNICAL INVESTIGATION (SOILS REPORT) SHALL BE PREPARED BY A QUALIFIED PROFESSIONAL AND SUBMITTED TO THE A/EOR BY THE OWNER/CONTRACTOR FOR REVIEW AND INCORPORATED INTO THE DESIGN. WHEN EXPANSIVE OR COLLAPSE SENSITIVE SOILS ARE PRESENT SPECIAL PROVISIONS MAY BE REQUIRED IN THE FOUNDATION DESIGN. ADDITIONAL FEES WILL BE WARRANTED.

NOTE: WHISPER CREEK LOG HOMES (WCLH) ARE CONSTRUCTED USING NATURAL WOOD PRODUCTS SUBJECT TO DECAY, MAINTENANCE METHODS AND PROCEDURES SET FORTH BY WCLH DOES NOT WARRANTY COMPONENTS INSTALLED LESS THAN 24 INCHES FROM THE GROUND. ANY MATERIAL OR COMPONENTS NOT SPECIFICALLY LISTED IN CONTRACT WITH WCLH ARE TO BE PROVIDED BY THE OWNER CONTRACTOR.

DEFERRED SUBMITTAL ITEMS BY CONTRACTOR

- TRUSS CALCS BY TRUSS MANUFACTURER

AREA SCHEDULE

NAME	AREA
LIVING	
BASEMENT	293 SF
MAIN FLOOR	836 SF
LOFT	418 SF
	1547 SF
NON-LIVING	
GARAGE	548 SF
	548 SF

SHEET LIST - PRELIMINARY PLANS

SHEET#	SHEET NAME
COVER	
A0.0	COVER SHEET
ARCHITECTURAL	
A1.0	BASEMENT PLAN
A1.1	MAIN FLOOR PLAN
A1.2	LOFT FLOOR PLAN
A2.0	FRONT & RIGHT ELEVATION
A2.1	BACK & LEFT ELEVATION
A3.0	SCHEDULES
A4.0	COMPONENT ISOMETRIC

BASEMENT NOTES

1. CONTRACTOR SHALL VERIFY ALL DIMENSIONS & CONDITIONS SHOWN ON THESE PLANS AND W/ BUILDING SITE PRIOR TO COMMENCING ANY WORK ON PROJECT.
2. ALL EXTERIOR WALLS ARE DIMENSIONED TO THE FACE OF SHEATHING OR FOUNDATION. ALL INTERIOR WALLS ARE DIMENSIONED TO THE FACE OF STUDS.
3. PROVIDE WINDOW WELLS AS REQUIRED BY FINISH GRADE. (CONTRACTOR TO VERIFY). SEE WINDOW WELL DETAIL.
4. BASEMENTS ENCLOSING CONDITIONED SPACE SHALL BE INSULATED.
5. UNFINISHED AND FINISHED SPACES SHALL BE SEPARATED BY A DOOR.

ABBREVIATIONS

O/C	INDICATES BUILDING COMPONENT PROVIDED BY OWNER/CONTRACTOR
WC	INDICATES BUILDING COMPONENT PROVIDED BY WHISPER CREEK LOG HOMES
A/EOR	INDICATES ARCHITECT/ENGINEER OF RECORD

GARAGE NOTES

1. OPENING PROTECTION: DOORS LEADING FROM A DWELLING TO A GARAGE SHALL BE 1-3/8 INCH MIN, SOLID WOOD OR STEEL OR HONEYCOMB CORE STEEL DOORS, OR 20-MINUTE LABELED FIRE-RATED SELF CLOSING, TIGHT FITTING DOORS. DIRECT OPENINGS FROM GARAGE TO SLEEPING ROOMS ARE NOT PERMITTED.
2. FIRE SEPARATION: THE GARAGE SIDE OF INTERIOR WALLS SHALL BE ½ INCH GYPSUM BOARD (5/8 INCH TYPE "X RECOMMENDED AND REQUIRED IN SOME JURISDICTIONS). WHERE THE SEPARATION IS A FLOOR-CEILING ASSEMBY THE STRUCTURE SUPPORTING THE CEILING SUCH AS, BEARING WALLS, COLUMNS AND BEAMS, SHALL BE PROTECTED WITH NOT LESS THAN 5/8 INCH TYPE "X" GYPSUM BOARD, WITH SUPPORTING WALLS ALSO COVERED WITH 5/8 INCH TYPE "X" GYPSUM BOARD.
3. ELECTRICAL PANELS: ELECTRICAL PANELS SHALL NOT PENETRATE THE GARAGE SIDE GYPSUM BOARD MEMBRANE OR SHALL BE WRAPPED WITH 5/8 INCH TYPE "X" GYPSUM BOARD ON THE TOP, BOTTOM, SIDES AND BACK.
4. SLOPED FLOOR: GARAGE FLOORS SHALL BE SLOPED TO DRAIN TO THE GARAGE DOOR.
5. ATTIC ACCESS: WHEN REQUIRED PROVIDE ATTIC ACCESS DOORS (22 INCH X 30 INCH MIN OPENING) WITH A 30 INCH MIN UNOBSTRUCTED HEADROOM. ACCESS DOOR SHALL BE A MIN OF 20 MINUTE RATED WITH LABEL, OR EQUIVALENT CONSTRUCTION WITH POSITIVE LATCH AND HINGE.
6. APPLIANCES IN GARAGE: PROVIDE PROTECTION FROM AUTOMOTIVE IMPACT. APPLIANCES HAVING AN IGNITION SOURCE SHALL BE ELEVATED SUCH THAT THE SOURCE IS NOT LESS THAN 18 INCH ABOVE THE GARAGE FLOOR.
7. PENETRATIONS: PLUMBING PENETRATIONS THOROUGH GARAGE WALL SHALL BE WITH METAL PIPING. INCLUDING WASTE LINES, VACUUM LINES, ETC. AN APPROVED FIRE STOP MATERIAL MUST BE USED. DUCT PENETRATIONS SHALL BE BY MIN 26 GAUGE SHEET METAL, WITH ANY OPENINGS INTO THE GARAGE PROTECTED BY FIRE DAMPERS. NO WINDOWS ARE PERMITTED IN GARAGE FIRE WALL OR IN DOOR BETWEEN THE HOUSE AND GARAGE.
8. ELECTRICAL OUTLETS: FIRE-RESISTIVE WALLS AND PARTITIONS MAY HAVE OPENINGS FOR STEEL ELECTRICAL OUTLET BOXES NOT EXCEEDING 16 SQUARE INCHES IN AREA, PROVIDED THE AGGREGATE AREA OF SUCH OPENINGS IS NOT MORE THAN 100 SQUARE INCHES FOR ANY 100 SQUARE FEET OF WALL OR PARTITION AREA. OUTLET BOXES ON OPPOSITE SIDES OF WALLS AND PARTITIONS SHALL BE SEPARATED BY A HORIZONTAL DISTANCE OF AT LEAST 24 INCHES. ELECTRICAL BOXES IN WALL BETWEEN HOUSE AND GARAGE SHALL BE STEEL OR RATED FOR AT LEAST 1-HOUR CONSTRUCTION BY AN APPROVED TESTING AGENCY.

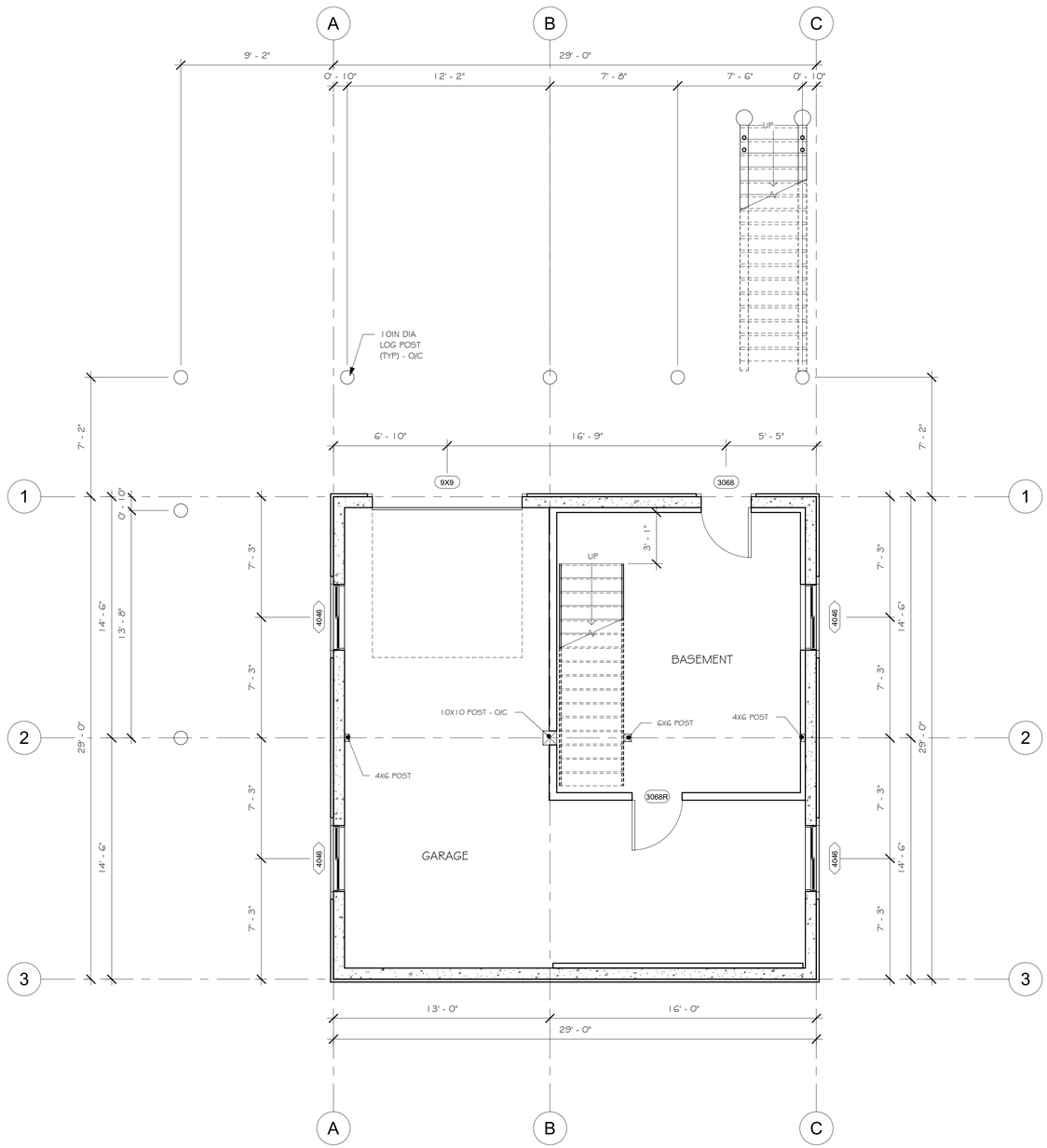

2 BASEMENT
1/4" = 1'-0"

NOT FOR CONSTRUCTION

SHEET TITLE: BASEMENT PLAN
PLAN NO.: TBD
SHEET NO.: A1.0

THESE PLANS, DRAWINGS, AND DESIGNS ARE THE PROPERTY OF WHISPER CREEK LOG HOMES (WCLH). ALL RIGHTS RESERVED AND SHALL NOT BE REPRODUCED OR COPIED WITHOUT THE EXPRESSED WRITTEN CONSENT FROM AN OFFICER OF WCLH. UNDER PENALTY OF PROSECUTION,THESE PLANS ARE RELEASED FOR CONSTRUCTION ON THE SITE DESCRIBED HEREON AND NO OTHER.

THESE DESIGNS AND DETAILS ARE BASED ON MANY YEARS OF CONSTRUCTION, DESIGN, AND ENGINEERING PRACTICE IN NUMEROUS DIVERSE JURISDICTIONS. THE PURPOSE IS TO PROVIDE A BASIS FOR THE DESIGNS INCORPORATED IN WHISPER CREEK LOG HOMES (WCLH). HOWEVER, IT IS THE RESPONSIBILITY OF THE OWNER TO CONSULT WITH ARCHITECT OR ENGINEER OF RECORD (E.O.R.) TO REVIEW AND VERIFY ANY AND ALL OF THE ASSUMPTIONS MADE AND DESIGNS PRESENTED. WCLH MAKES NO WARRANTY OR GUARANTEE AS TO THE FINAL SITE SPECIFIC APPLICABILITY OF THE DESIGN. ANY AND ALL PROPOSED CHANGES BY THE E.O.R. SHALL BE COORDINATED WITH WCLH. ALL CHANGES MUST BE APPROVED IN WRITING BY WCLH. IF APPROVED, ALL CHANGES WILL RESULT IN ADDITIONAL COSTS AND MAY REQUIRE MODIFICATIONS TO THE PLANS AND WALLS.

PRELIMINARY PLAN SET

REVISIONS

No.	By:	Date:	

PROJECT NAME: **FOX HOLLOW**

OWNER:

ADDRESS:

DRAWING TITLE: **BASEMENT PLAN**

PROJECT NO.:
DRAWN BY: JCF
CHECKED BY: MANAGER
DATE: 10/22/2019 10:39:40 AM
SHEET NO.: A1.0
PLAN NO: TBD

10/22/2019 10:39:40 AM
H:\Tools\Mirror\Consulting Work\Rocky Mountain Homes\WCLH\Terzo - Fox Hollow\Revit\Terzo_Prelims.rvt
FILE PATH: H:\Tools\Mirror\Consulting Work\Rocky Mountain Homes\WCLH\Terzo - Fox Hollow\Revit\Terzo_Prelims.rvt

FLOOR PLAN NOTES

1. CONTRACTOR WILL VERIFY ALL DIMENSIONS & CONDITIONS SHOWN ON THESE PLANS AND W/ BUILDING SITE PRIOR TO COMMENCING ANY WORK ON PROJECT.
2. ALL EXTERIOR WALLS ARE DIMENSIONED TO THE FACE OF SHEATHING OR FOUNDATION. ALL INTERIOR WALLS ARE DIMENSIONED TO THE FACE OF STUDS.
3. THERE SHALL BE A FLOOR OR LANDING ON EACH SIDE OF EXTERIOR DOORS. WIDTH NOT LESS THAN THE DOOR SERVED. MIN DIMENSION 36 INCH MEASURED IN THE DIRECTION OF TRAVEL. LANDINGS OR FINISHED FLOORS AT THE REQUIRED EGRESS DOOR SHALL NOT BE MORE THAN 1 1/2" LOWER THAN TOP OF THRESHOLD ON THE EXTERIOR SIDE. IT SHALL NOT BE LOWER THAN 7 3/4" FROM TIP OF THRESHOLD, PROVIDED THE DOOR DOES NOT SWING OVER LANDING OR FLOOR.

ABBREVIATIONS

O/C	INDICATES BUILDING COMPONENT PROVIDED BY OWNER/CONTRACTOR
WC	INDICATES BUILDING COMPONENT PROVIDED BY WHISPER CREEK LOG HOMES
A/EOR	INDICATES ARCHITECT/ENGINEER OF RECORD

GUARDRAIL NOTES:

1. 36" (MIN) HIGH GUARDRAILS ARE REQUIRED FOR UNENCLOSED FLOOR AND ROOF OPENINGS, OPEN AND GLAZED SIDES OF STAIRWAYS, LANDINGS, DECKS, RAMPS, AND PORCHES, WHICH ARE MORE THAN 30 INCHES ABOVE GRADE OR A FLOOR OR OTHER SURFACE BELOW.
2. OPEN GUARDRAILS SHALL HAVE INTERMEDIATE RAIL SPACING OR PATTERN SUCH THAT A 4-INCH SPHERE CANNOT PASS THROUGH AND THE TRIANGULAR AREA FORMED BY TREAD, RISER AND GUARDRAIL SO THAT 6-INCH SPHERE CANNOT PASS THROUGH

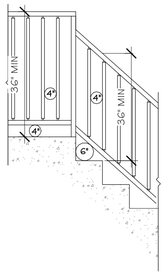

HANDRAIL NOTES:

1. RESIDENTIAL STAIRS REQUIRE HANDRAILS ON A MINIMUM OF ONE SIDE.
2. HANDRAIL SHALL BE CONTINUOUS THE FULL LENGTH OF THE STAIRS WITH ENDS RETURNED TO NEWEL POST OR WALL.
3. THE HANDGRIP PORTION OF THE HANDRAILS SHALL NOT BE LESS THAN 1 1/4" INCHES AND NOT GREATER THAN 2" IN CROSS-SECTIONAL DIMENSION OR THE SHAPE SHALL PROVIDE AN EQUIVALENT GRIPPING SURFACE. THE HANDGRIP PORTION OF THE HANDRAILS SHALL HAVE A SMOOTH SURFACE WITH NO SHARP CORNERS. HANDRAILS PROJECTION FROM A WALL SHALL HAVE A SPACE OF NOT LESS THAN 1 1/2 INCHES BETWEEN THE HANDRAIL AND ANY ABUTTING CONSTRUCTION SO AS TO AVOID INJURY TO FINGERS.

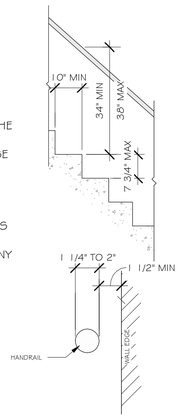

STAIRWAY NOTES:

1. STAIRWAYS SHALL NOT BE LESS THAN 36 INCHES IN WIDTH.
2. THE RISE OF STEPS SHALL NOT BE LESS THAN 4 INCHES OR GREATER THAN 7-3/4 INCHES. THE GREATEST RISER HEIGHT WITHIN ANY FLIGHT OF STAIRS SHALL NOT EXCEED THE SMALLEST BY MORE THAN 3/8 INCH.
3. THE RUN SHALL NOT BE LESS THAN 10 INCHES AS MEASURED HORIZONTALLY BETWEEN THE VERTICAL PLANES OF THE FURTHER MOST PROJECTION OF ADJACENT TREADS. THE LARGEST TREAD RUN WITHIN ANY FLIGHT OF STAIRS SHALL NOT EXCEED THE SMALLEST BY 3/8 INCH.
4. WINDER TREADS SHALL HAVE A MINIMUM OF TREAD DEPTH OF 10" MEASURED AT A POINT 12" FROM THE NARROW SIDE OF THE TREAD, AND HAVE A MINIMUM DEPTH OF 6". WITHIN ANY FLIGHT OF STAIRS THE GREATEST WINDER TREAD DEPTH AT THE 12" WALK LINE SHALL NOT EXCEED THE SMALLEST BY MORE THAN 3/8".

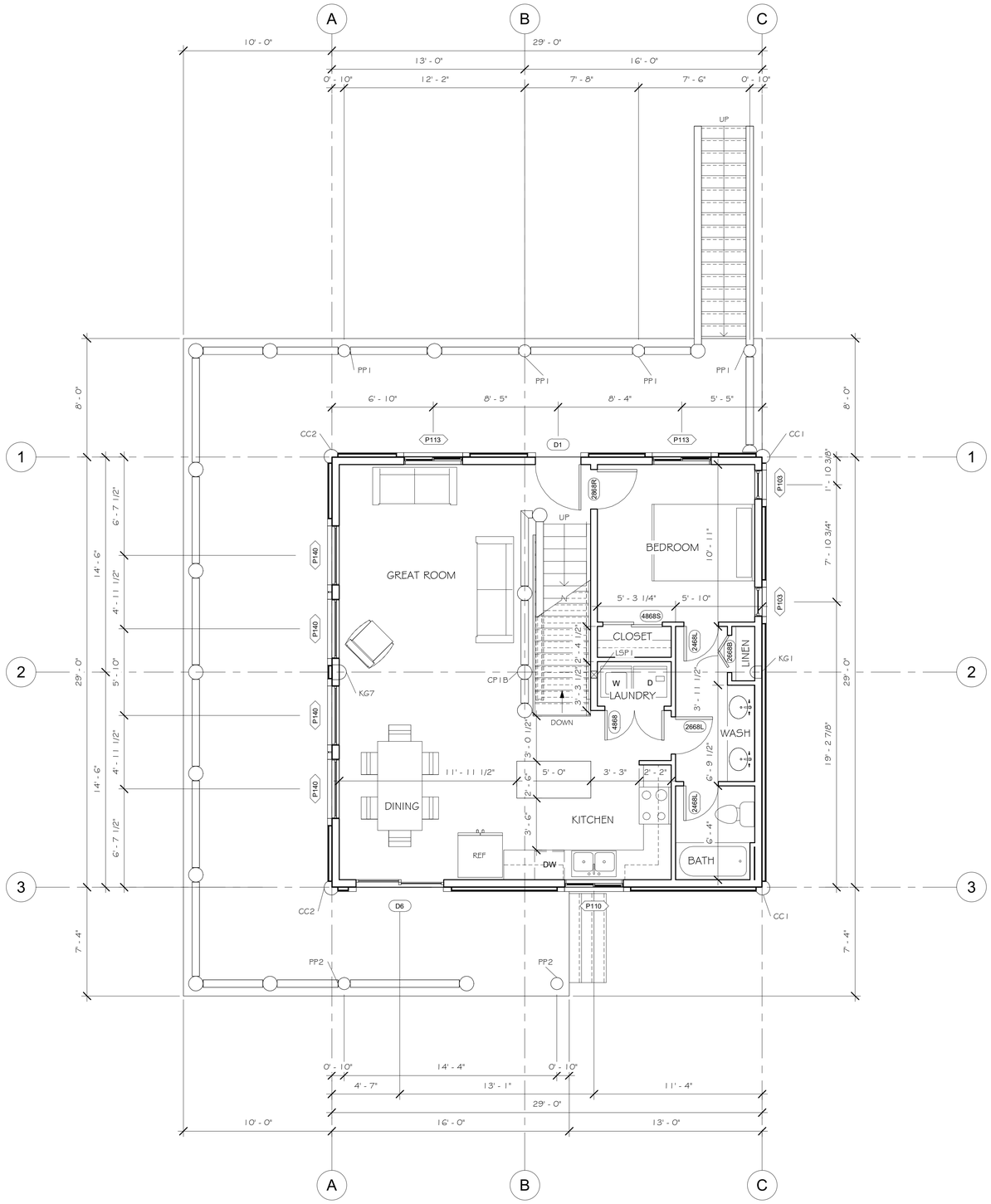

MAIN FLOOR

1/4" = 1'-0"

NOT FOR CONSTRUCTION

THESE PLANS, DRAWINGS, AND DESIGNS ARE THE PROPERTY OF WHISPER CREEK LOG HOMES (WCLH). ALL RIGHTS RESERVED AND SHALL NOT BE REPRODUCED OR COPIED WITHOUT THE EXPRESSED WRITTEN CONSENT FROM AN OFFICER OF WCLH. UNDER PENALTY OF PROSECUTION,THESE PLANS ARE RELEASED FOR CONSTRUCTION ON THE SITE DESCRIBED HEREON AND NO OTHER.

THESE DESIGNS AND DETAILS ARE BASED ON MANY YEARS OF CONSTRUCTION, DESIGN, AND ENGINEERING PRACTICE IN NUMEROUS DIVERSE JURISDICTIONS. THE PURPOSE IS TO PROVIDE A BASIS FOR THE DESIGNS INCORPORATED IN WHISPER CREEK LOG HOMES (WCLH). HOWEVER, IT IS THE RESPONSIBILITY OF THE OWNER TO CONSULT WITH ARCHITECT OR ENGINEER OF RECORD (E.O.R.) TO REVIEW AND VERIFY ANY AND ALL OF THE ASSUMPTIONS MADE AND DESIGNS PRESENTED. WCLH MAKES NO WARRANTY OR GUARANTEE AS TO THE FINAL SITE SPECIFIC APPLICABILITY OF THE DESIGN. ANY AND ALL PROPOSED CHANGES BY THE E.O.R. SHALL BE COORDINATED WITH WCLH. ALL CHANGES MUST BE APPROVED IN WRITING BY WCLH. IF APPROVED, ALL CHANGES WILL RESULT IN ADDITIONAL COSTS AND MAY REQUIRE MODIFICATIONS TO THE PLANS AND WALLS.

PRELIMINARY PLAN SET

REVISIONS

No.	By:	Date:	

PROJECT NAME: **FOX HOLLOW**

OWNER:

ADDRESS:

DRAWING TITLE: **MAIN FLOOR PLAN**

PROJECT NO.:

DRAWN BY: JCF

CHECKED BY: MANAGER

DATE: 10/22/2019 10:39:40 AM

SHEET NO.: **A1.1**

PLAN NO.: TBD

SHEET TITLE: **MAIN FLOOR PLAN**

SHEET NO.: **A1.1**

FLOOR PLAN NOTES

1. CONTRACTOR WILL VERIFY ALL DIMENSIONS & CONDITIONS SHOWN ON THESE PLANS AND W/ BUILDING SITE PRIOR TO COMMENCING ANY WORK ON PROJECT.
2. ALL EXTERIOR WALLS ARE DIMENSIONED TO THE FACE OF SHEATHING OR FOUNDATION. ALL INTERIOR WALLS ARE DIMENSIONED TO THE FACE OF STUDS.
3. THERE SHALL BE A FLOOR OR LANDING ON EACH SIDE OF EXTERIOR DOORS. WIDTH NOT LESS THAN THE DOOR SERVED. MIN DIMENSION 36 INCH MEASURED IN THE DIRECTION OF TRAVEL. LANDINGS OR FINISHED FLOORS AT THE REQUIRED EGRESS DOOR SHALL NOT BE MORE THAN 1 1/2" LOWER THAN TOP OF THRESHOLD ON THE EXTERIOR SIDE. IT SHALL NOT BE LOWER THAN 7 3/4" FROM TIP OF THRESHOLD, PROVIDED THE DOOR DOES NOT SWING OVER LANDING OR FLOOR.

ABBREVIATIONS

O/C	INDICATES BUILDING COMPONENT PROVIDED BY OWNER/CONTRACTOR
WC	INDICATES BUILDING COMPONENT PROVIDED BY WHISPER CREEK LOG HOMES
A/EOR	INDICATES ARCHITECT/ENGINEER OF RECORD

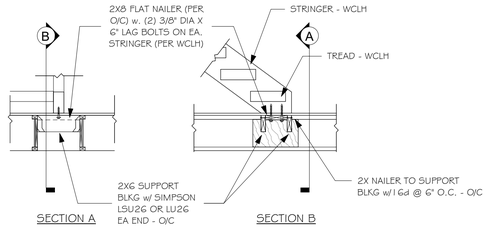

A STAIR BASE CONNECTION
1/2" = 1'-0"

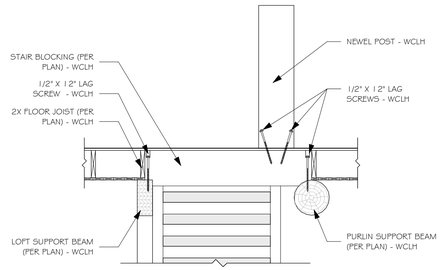

B STAIR BLOCKING/ NEWEL POST
1/2" = 1'-0"

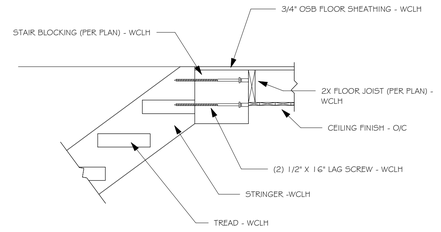

C STAIR BLOCKING
3/4" = 1'-0"

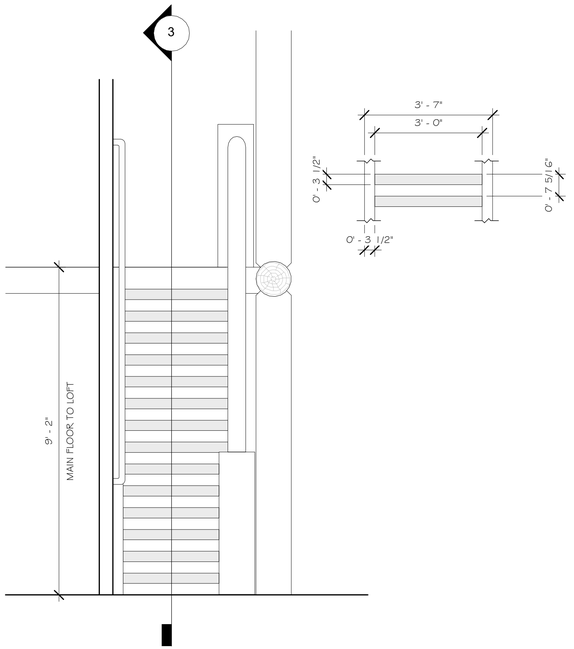

2 STAIR ELEVATION/ WC MODEL
1/2" = 1'-0"

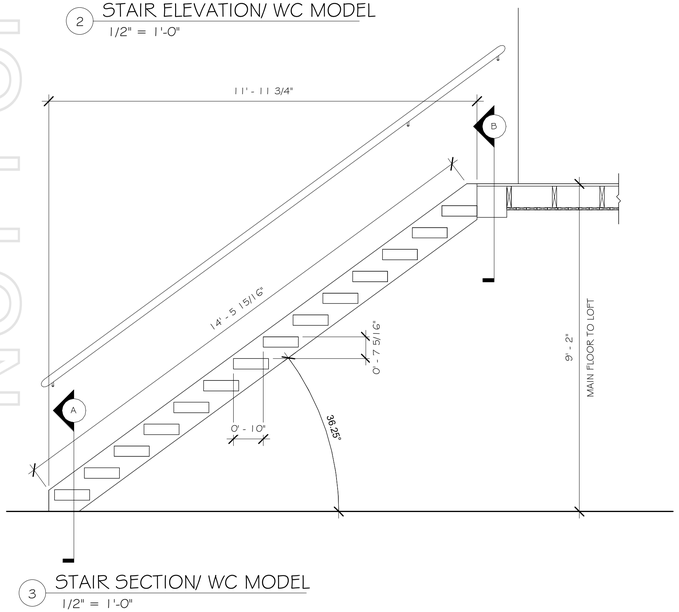

3 STAIR SECTION/ WC MODEL
1/2" = 1'-0"

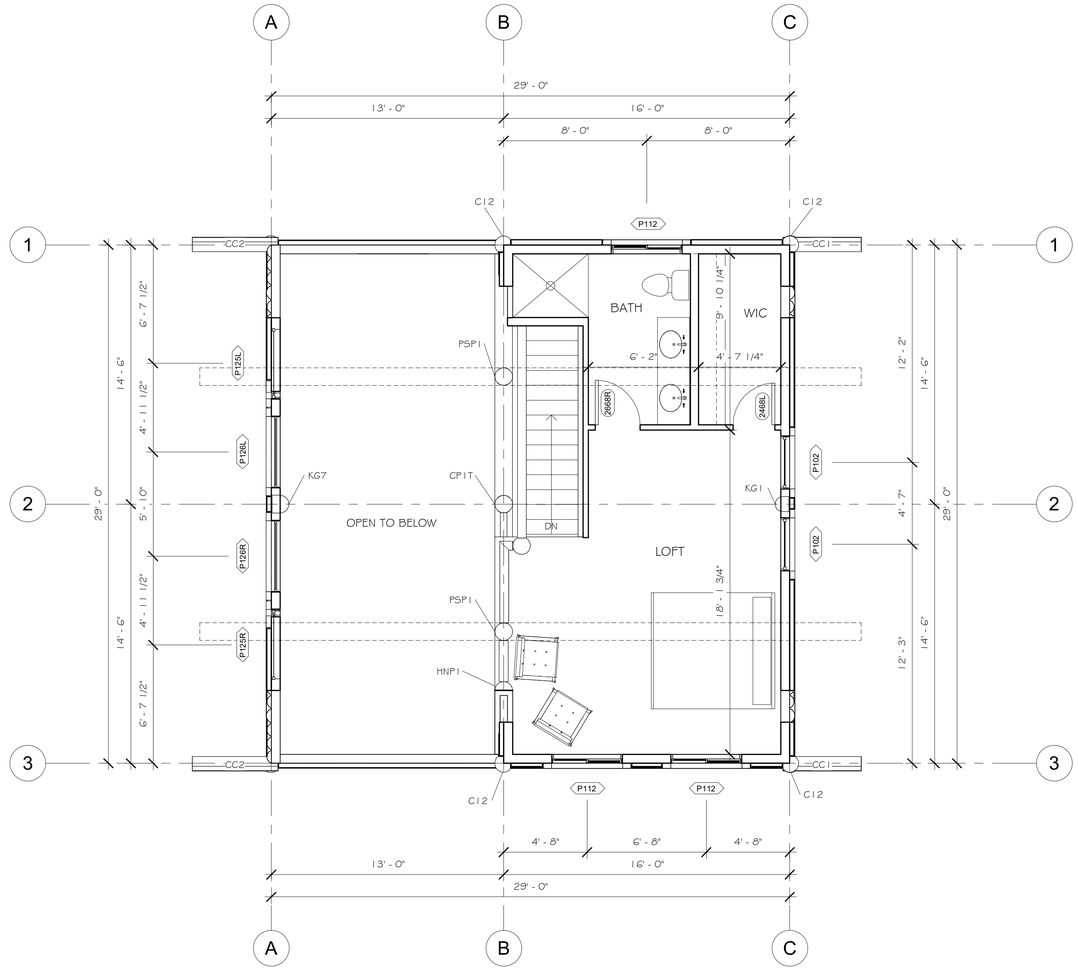

LOFT
1/4" = 1'-0"

NOT FOR CONSTRUCTION

THESE PLANS, DRAWINGS, AND DESIGNS ARE THE PROPERTY OF WHISPER CREEK LOG HOMES (WCLH). ALL RIGHTS RESERVED AND SHALL NOT BE REPRODUCED OR COPIED WITHOUT THE EXPRESSED WRITTEN CONSENT FROM AN OFFICER OF WCLH. UNDER PENALTY OF PROSECUTION.THESE PLANS ARE RELEASED FOR CONSTRUCTION ON THE SITE DESCRIBED HEREON AND NO OTHER.

THESE DESIGNS AND DETAILS ARE BASED ON MANY YEARS OF CONSTRUCTION, DESIGN, AND ENGINEERING PRACTICE IN NUMEROUS DIVERSE JURISDICTIONS. THE PURPOSE IS TO PROVIDE A BASIS FOR THE DESIGNS INCORPORATED IN WHISPER CREEK LOG HOMES (WCLH). HOWEVER, IT IS THE RESPONSIBILITY OF THE OWNER TO CONSULT WITH ARCHITECT OR ENGINEER OF RECORD (E.O.R.) TO REVIEW AND VERIFY ANY AND ALL OF THE ASSUMPTIONS MADE AND DESIGNS PRESENTED. WCLH MAKES NO WARRANTY OR GUARANTEE AS TO THE FINAL SITE SPECIFIC APPLICABILITY OF THE DESIGN. ANY AND ALL PROPOSED CHANGES BY THE E.O.R. SHALL BE COORDINATED WITH WCLH. ALL CHANGES MUST BE APPROVED IN WRITING BY WCLH. IF APPROVED, ALL CHANGES WILL RESULT IN ADDITIONAL COSTS AND MAY REQUIRE MODIFICATIONS TO THE PLANS AND WALLS.

SHEET TITLE: LOFT FLOOR PLAN
PLAN NO.: TBD
SHEET NO.: A1.2

PRELIMINARY PLAN SET

REVISIONS

No.	By:	Date:	

PROJECT NAME: FOX HOLLOW

OWNER:

ADDRESS:

DRAWING TITLE: LOFT FLOOR PLAN

PROJECT NO.:
DRAWN BY: JCF
CHECKED BY: MANAGER
DATE: 10/22/2019 10:39:41 AM
SHEET NO.: A1.2
PLAN NO.: TBD

FILE PATH: H:\Tools\Mirror\Consulting Work\Rocky Mountain Homes\WCLH\Terzo - Fox Hollow\Revit\Terzo_Prelims.rvt

10/22/2019 10:39:41 AM
H:\Tools\Mirror\Consulting Work\Rocky Mountain Homes\WCLH\Terzo - Fox Hollow\Revit\Terzo_Prelims.rvt

NOT FOR CONSTRUCTION

ELEVATION NOTES

1. CONTRACTOR WILL VERIFY ANY AND ALL STEPS IN FOOTINGS & FOUNDATION AS REQUIRED BY EXISTING FINISH GRADES.
2. MODIFICATIONS TO THE STRUCTURE MUST BE APPROVED BY THE A/EOR IN WRITING PRIOR TO MAKING ANY CHANGES. GRADES INDICATED ARE APPROXIMATE AND MAY BE MODIFIED SUBJECT TO FINAL SITE CONDITIONS. DRAINAGE AWAY FROM THE STRUCTURE MUST BE MAINTAINED.
3. LOTS SHALL BE GRADED TO DRAW SURFACE WATER AWAY FROM FOUNDATION WALLS. THE GRADE SHALL FALL A MINIMUM OF 6 INCHES WITHIN THE FIRST 10 FEET.
4. CONTRACTOR TO INSTALL SNOW STOPS ON ROOF.

ABBREVIATIONS

O/C	INDICATES BUILDING COMPONENT PROVIDED BY OWNER/CONTRACTOR
WC	INDICATES BUILDING COMPONENT PROVIDED BY WHISPER CREEK LOG HOMES
A/EOR	INDICATES ARCHITECT/ENGINEER OF RECORD

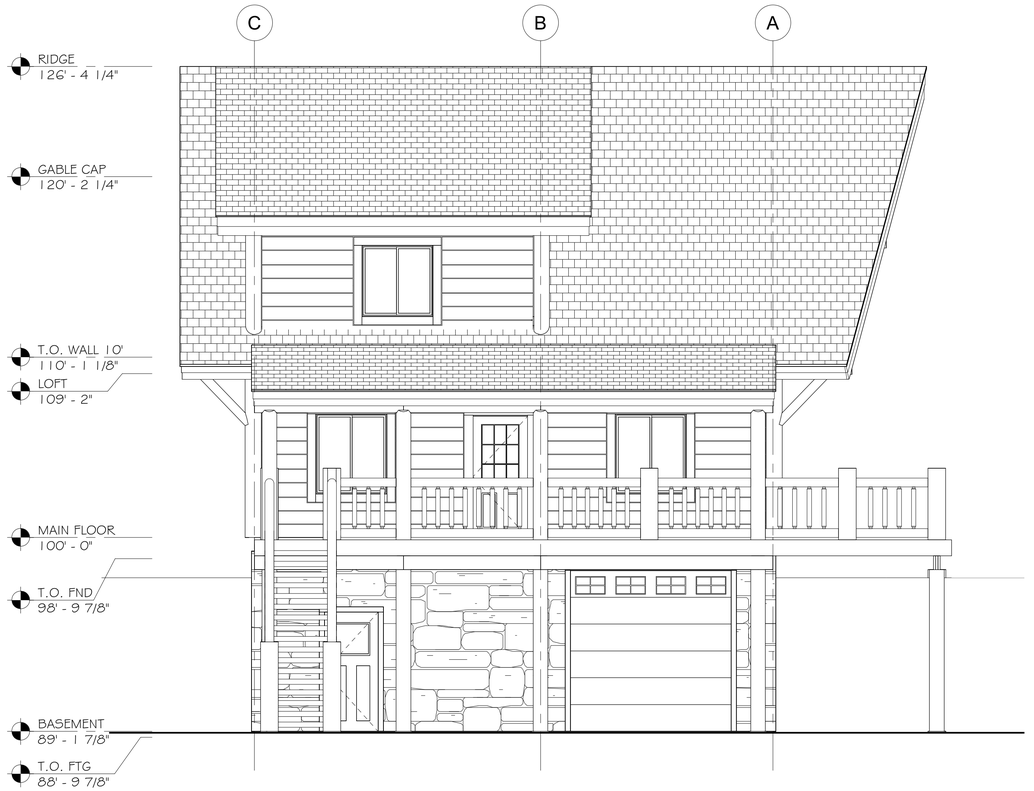

FRONT ELEVATION

1/4" = 1'-0"



RIGHT ELEVATION

1/4" = 1'-0"

SHEET TITLE: FRONT & RIGHT ELEVATION

PLAN NO.: TBD

SHEET NO.: A2.0

THESE PLANS, DRAWINGS, AND DESIGNS ARE THE PROPERTY OF WHISPER CREEK LOG HOMES (WCLH). ALL RIGHTS RESERVED AND SHALL NOT BE REPRODUCED OR COPIED WITHOUT THE EXPRESSED WRITTEN CONSENT FROM AN OFFICER OF WCLH. UNDER PENALTY OF PROSECUTION,THESE PLANS ARE RELEASED FOR CONSTRUCTION ON THE SITE DESCRIBED HEREON AND NO OTHER.

THESE DESIGNS AND DETAILS ARE BASED ON MANY YEARS OF CONSTRUCTION, DESIGN, AND ENGINEERING PRACTICE IN NUMEROUS DIVERSE JURISDICTIONS. THE PURPOSE IS TO PROVIDE A BASIS FOR THE DESIGNS INCORPORATED IN WHISPER CREEK LOG HOMES (WCLH). HOWEVER, IT IS THE RESPONSIBILITY OF THE OWNER TO CONSULT WITH ARCHITECT OR ENGINEER OF RECORD (E.O.R.) TO REVIEW AND VERIFY ANY AND ALL OF THE ASSUMPTIONS MADE AND DESIGNS PRESENTED. WCLH MAKES NO WARRANTY OR GUARANTEE AS TO THE FINAL SITE SPECIFIC APPLICABILITY OF THE DESIGN. ANY AND ALL PROPOSED CHANGES BY THE E.O.R. SHALL BE COORDINATED WITH WCLH. ALL CHANGES MUST BE APPROVED IN WRITING BY WCLH. IF APPROVED, ALL CHANGES WILL RESULT IN ADDITIONAL COSTS AND MAY REQUIRE MODIFICATIONS TO THE PLANS AND WALLS.

PRELIMINARY PLAN SET

REVISIONS

No.	By:	Date:	

PROJECT NAME: **FOX HOLLOW**

OWNER:

ADDRESS:

DRAWING TITLE: **FRONT & RIGHT ELEVATION**

PROJECT NO.:

DRAWN BY: JCF

CHECKED BY: MANAGER

DATE: 10/22/2019 10:39:42 AM

SHEET NO.: A2.0

PLAN NO.: TBD

10/22/2019 10:39:42 AM

H:\Took\Mirror\Consulting Work\Rocky Mountain Homes\WCLH\Terzo - Fox Hollow\Revit\Terzo_Prelims.rvt

FILE PATH: H:\Took\Mirror\Consulting Work\Rocky Mountain Homes\WCLH\Terzo - Fox Hollow\Revit\Terzo_Prelims.rvt

NOT FOR CONSTRUCTION

ELEVATION NOTES

1. CONTRACTOR WILL VERIFY ANY AND ALL STEPS IN FOOTINGS & FOUNDATION AS REQUIRED BY EXISTING FINISH GRADES.
2. MODIFICATIONS TO THE STRUCTURE MUST BE APPROVED BY THE A/EOR IN WRITING PRIOR TO MAKING ANY CHANGES. GRADES INDICATED ARE APPROXIMATE AND MAY BE MODIFIED SUBJECT TO FINAL SITE CONDITIONS. DRAINAGE AWAY FROM THE STRUCTURE MUST BE MAINTAINED.
3. LOTS SHALL BE GRADED TO DRAW SURFACE WATER AWAY FROM FOUNDATION WALLS. THE GRADE SHALL FALL A MINIMUM OF 6 INCHES WITHIN THE FIRST 10 FEET.
4. CONTRACTOR TO INSTALL SNOW STOPS ON ROOF.

ABBREVIATIONS

O/C	INDICATES BUILDING COMPONENT PROVIDED BY OWNER/CONTRACTOR
WC	INDICATES BUILDING COMPONENT PROVIDED BY WHISPER CREEK LOG HOMES
A/EOR	INDICATES ARCHITECT/ENGINEER OF RECORD

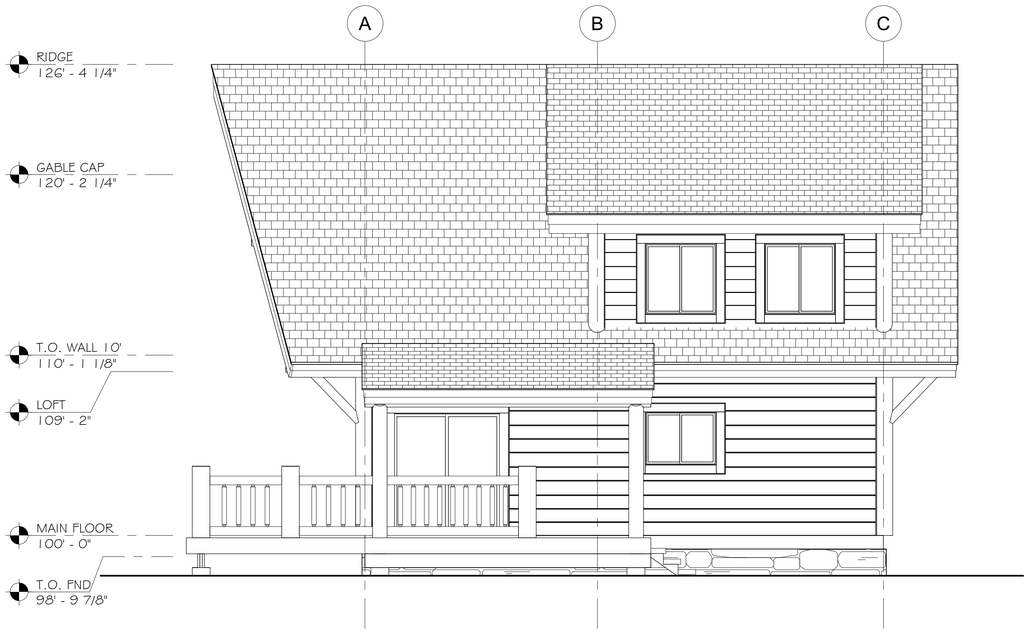

BACK ELEVATION

1/4" = 1'-0"

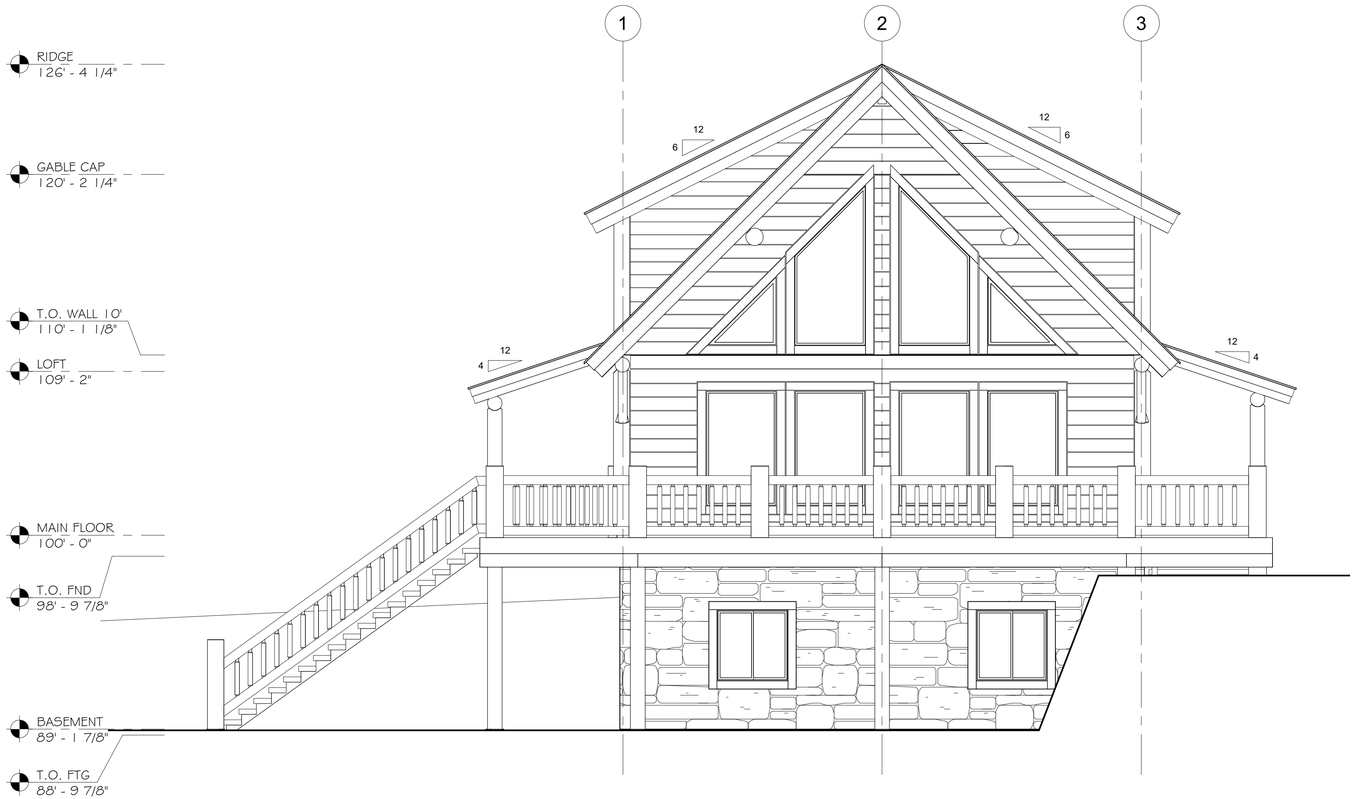

LEFT ELEVATION

1/4" = 1'-0"

SHEET TITLE: BACK & LEFT ELEVATION

PLAN NO.: TBD

SHEET NO.: A2.1

THESE PLANS, DRAWINGS, AND DESIGNS ARE THE PROPERTY OF WHISPER CREEK LOG HOMES (WCLH). ALL RIGHTS RESERVED AND SHALL NOT BE REPRODUCED OR COPIED WITHOUT THE EXPRESSED WRITTEN CONSENT FROM AN OFFICER OF WCLH. UNDER PENALTY OF PROSECUTION,THESE PLANS ARE RELEASED FOR CONSTRUCTION ON THE SITE DESCRIBED HEREON AND NO OTHER.

THESE DESIGNS AND DETAILS ARE BASED ON MANY YEARS OF CONSTRUCTION, DESIGN, AND ENGINEERING PRACTICE IN NUMEROUS DIVERSE JURISDICTIONS. THE PURPOSE IS TO PROVIDE A BASIS FOR THE DESIGNS INCORPORATED IN WHISPER CREEK LOG HOMES (WCLH). HOWEVER, IT IS THE RESPONSIBILITY OF THE OWNER TO CONSULT WITH ARCHITECT OR ENGINEER OF RECORD (E.O.R.) TO REVIEW AND VERIFY ANY AND ALL OF THE ASSUMPTIONS MADE AND DESIGNS PRESENTED. WCLH MAKES NO WARRANTY OR GUARANTEE AS TO THE FINAL SITE SPECIFIC APPLICABILITY OF THE DESIGN. ANY AND ALL PROPOSED CHANGES BY THE E.O.R. SHALL BE COORDINATED WITH WCLH. ALL CHANGES MUST BE APPROVED IN WRITING BY WCLH. IF APPROVED, ALL CHANGES WILL RESULT IN ADDITIONAL COSTS AND MAY REQUIRE MODIFICATIONS TO THE PLANS AND WALLS.

PRELIMINARY PLAN SET

REVISIONS

No.	By:	Date:	

PROJECT NAME: **FOX HOLLOW**

OWNER:

ADDRESS:

DRAWING TITLE: **BACK & LEFT ELEVATION**

PROJECT NO.:

DRAWN BY: JCF

CHECKED BY: MANAGER

DATE: 10/22/2019 10:39:43 AM

SHEET NO.: A2.1

PLAN NO.: TBD

FILE PATH: H:\Took\Mirror\Consulting Work\Rocky Mountain Homes\WCLH\Terzo - Fox Hollow\Rev#\Terzo_Prelims.rvt

10/22/2019 10:39:43 AM

NOT FOR CONSTRUCTION

COMPONENT SCHEDULE			
ITEM #	COUNT	LENGTH	DESCRIPTION
CANTILEVER CORNER			
CC1	2	9' - 3 1/8"	12IN DIA LOG POST w/ 10IN DIA PURLIN ARM & 6IN DIA KNEE BRACE
CC2	2	9' - 3 1/8"	12IN DIA LOG POST w/ 10IN DIA PURLIN ARM & 6IN DIA KNEE BRACE
CENTER POST			
CP1B	1	7' - 7 5/8"	12IN DIA LOG POST w/ TOP NOTCH
CP1T	1	15' - 9 3/16"	12IN DIA LOG POST w/ BOTTOM NOTCH
COMPONENT			
PP1	4	8' - 1 3/4"	10IN DIA TOP NOTCHED
PP2	2	8' - 4 1/4"	10IN DIA TOP NOTCHED
CORNER POST			
C12	4	6' - 6 3/8"	6' 5 5/8" X 12" DIA PITCH CUT ON EACH END
HALF NEWEL POST			
HNP1	1	4' - 0"	12IN DIA HALF LOG POST
KING GABLE POST			
KG1	1	24' - 1 3/16"	12IN LOG POST W/ THREE FLATS
KG7	1	24' - 1 3/16"	14IN LOG POST W/ THREE FLATS
LOFT PURLIN			
LP3	6	11' - 0"	12IN DIA LOG BEAM w/ FLAT CUT
LOFT SUPPORT BEAM			
LSB1	2	14' - 5 1/4"	5 1/2" X 12" GLULAM BEAM
LOFT SUPPORT POST			
LSP1	1	7' - 5 1/4"	6X6 DIMENSIONAL LUMBER
NEWEL POST - STAIR			
SNP1	3	5' - 0"	12IN LOG POST W/ FLAT CUT
SNP2	1	4' - 0"	12IN LOG POST W/ FLAT CUT
PORCH BEAM			
PB1	1	16' - 0"	12" DIA w/ FLAT CUT
PB2	1	8' - 4"	12" DIA w/ FLAT CUT
PB3	1	7' - 8"	12" DIA w/ FLAT CUT
PB4	1	13' - 0"	12" DIA w/ FLAT CUT
PURLIN SUPPORT BEAM			
PSB1	1	14' - 5 1/4"	12IN DIA LOG POST w/ TOP & BTM NOTCH
PSB2	1	14' - 5 1/4"	12IN DIA LOG BEAM
PURLIN SUPPORT POST			
PSP1	2	8' - 0 1/4"	12IN DIA LOG POST w/ TOP AND BOTTOM NOTCHED
RIDGE BEAM			
RB3	1	20' - 0"	5 1/2" X 21" GLULAM BEAM
RB4	1	21' - 4"	5 1/2" X 21" GLULAM BEAM
ROOF PURLIN			
RP3	2	20' - 0"	12IN DIA LOG BEAM w/ FLAT CUT
RP4	2	19' - 4"	12IN DIA LOG BEAM w/ FLAT CUT
STAIR BLOCKING			
SB1	1	4' - 10"	10" X 10" TIMBER NOTCHED FOR LSB1 & PSB1

WCLH STANDARD TIMBER FRAMED STAIRS INCLUDED WITH PACKAGE

ONLY COMPONENTS INCLUDED IN WCLH PACKAGE ARE SHOWN

BRACKET SCHEDULE		
BRACKET #	COUNT	DESCRIPTION
BK2	6	LOFT PURLIN SADDLE
BK5	1	CENTER POST TO RIDGE BEAM
BK5G	2	KING GABLE POST TO RIDGE BEAM

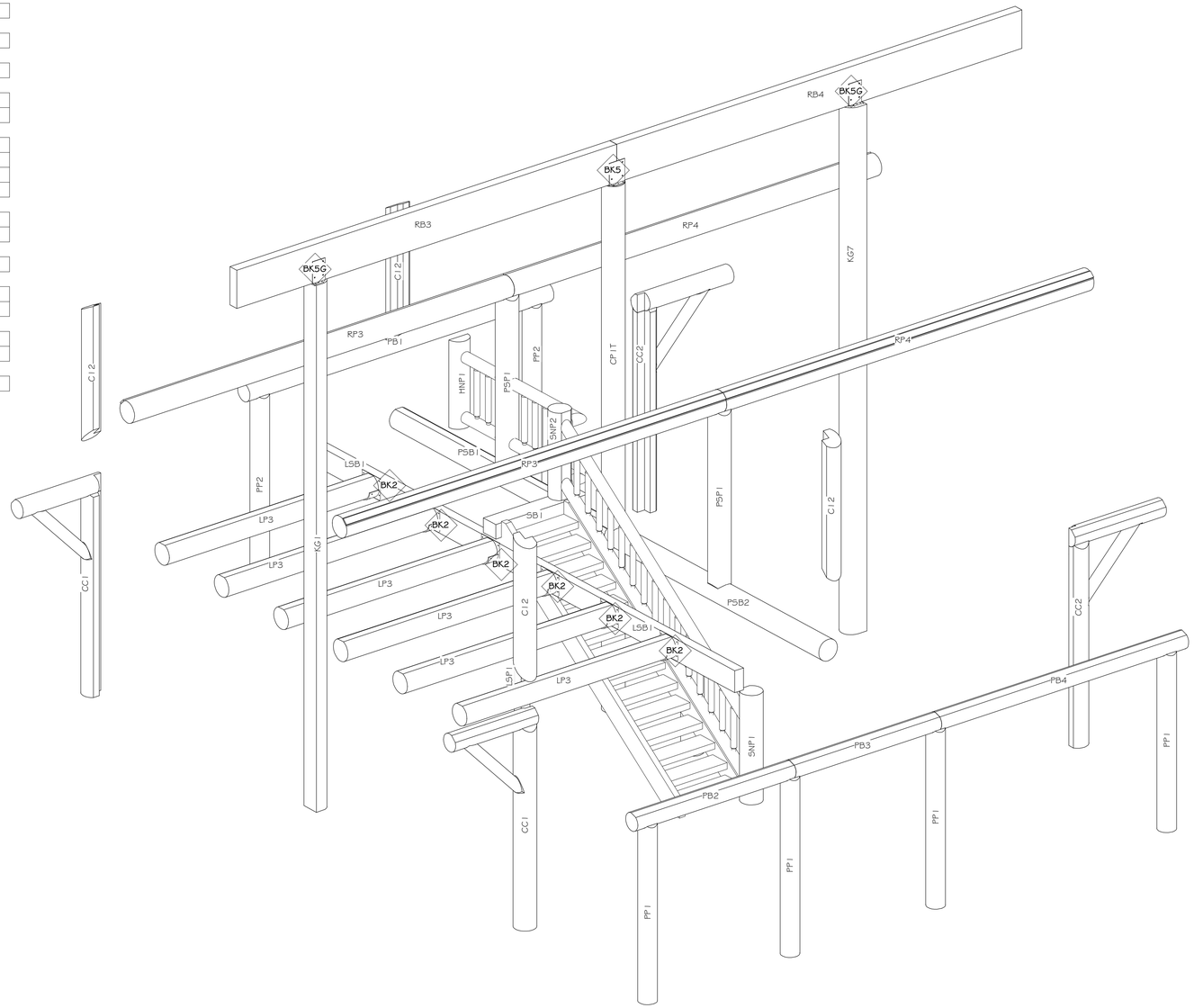

COMPONENT ISOMETRIC

SHEET TITLE: COMPONENT ISOMETRIC
PLAN NO.: TBD
SHEET NO.: A4.0

THESE PLANS, DRAWINGS, AND DESIGNS ARE THE PROPERTY OF WHISPER CREEK LOG HOMES (WCLH). ALL RIGHTS RESERVED AND SHALL NOT BE REPRODUCED OR COPIED WITHOUT THE EXPRESSED WRITTEN CONSENT FROM AN OFFICER OF WCLH. UNDER PENALTY OF PROSECUTION,THESE PLANS ARE RELEASED FOR CONSTRUCTION ON THE SITE DESCRIBED HEREON AND NO OTHER.

THESE DESIGNS AND DETAILS ARE BASED ON MANY YEARS OF CONSTRUCTION, DESIGN, AND ENGINEERING PRACTICE IN NUMEROUS DIVERSE JURISDICTIONS. THE PURPOSE IS TO PROVIDE A BASIS FOR THE DESIGNS INCORPORATED IN WHISPER CREEK LOG HOMES (WCLH). HOWEVER, IT IS THE RESPONSIBILITY OF THE OWNER TO CONSULT WITH ARCHITECT OR ENGINEER OF RECORD (E.O.R.) TO REVIEW AND VERIFY ANY AND ALL OF THE ASSUMPTIONS MADE AND DESIGNS PRESENTED. WCLH MAKES NO WARRANTY OR GUARANTEE AS TO THE FINAL SITE SPECIFIC APPLICABILITY OF THE DESIGN. ANY AND ALL PROPOSED CHANGES BY THE E.O.R. SHALL BE COORDINATED WITH WCLH. ALL CHANGES MUST BE APPROVED IN WRITING BY WCLH. IF APPROVED, ALL CHANGES WILL RESULT IN ADDITIONAL COSTS AND MAY REQUIRE MODIFICATIONS TO THE PLANS AND WALLS.

PRELIMINARY PLAN SET

REVISIONS

No.	By:	Date:	

PROJECT NAME: **FOX HOLLOW**

OWNER:

ADDRESS:

DRAWING TITLE: **COMPONENT ISOMETRIC**

PROJECT NO.:

DRAWN BY: JCF

CHECKED BY: MANAGER

DATE: 10/22/2019 10:39:44 AM

SHEET NO.: A4.0

PLAN NO.: TBD

FILE PATH: H:\Toolkit\Mirror\Consulting Work\Rocky Mountain Homes\WCLH\Tierzo - Fox Hollow\Revit\Tierzo_Prelims.rvt

10/22/2019 10:39:44 AM H:\Toolkit\Mirror\Consulting Work\Rocky Mountain Homes\WCLH\Tierzo - Fox Hollow\Revit\Tierzo_Prelims.rvt