Whisper Creek



ATTENTION:

1. SITE PLANS: SITE PLANS SHALL BE PREPARED AND SUBMITTED BY THE OWNER CONTRACTOR AS REQ'D BY THE LOCAL JURISDICTION. ITEMS REQUIRED AND SHOWN MAY INCLUDE BUT ARE NOT LIMITED TO; IDENTIFICATION AND LOCATION OF ALL BUILDINGS, EXISTING AND PROPOSED, LABEL ALL EXISTING AND PROPOSED STREETS, EASEMENTS, FLOOD PLAINS AND ADJACENT PROPERTY LINES (FRONT, REAR, & SIDES,).
2. FIRE RESISTIVE CONSTRUCTION: FIRE RESISTIVE CONSTRUCTION AND/OR FIRE SPRINKLER SYSTEMS NOT ADDRESSED ON THESE PLANS AND REQUIRED BY THE LOCAL JURISDICTION AND ADOPTED CODES ARE THE RESPONSIBILITY OF THE OWNER/CONTRACTOR.
3. LATERAL DESIGN: BECAUSE OF THE RANDOM AND UNPREDICTABLE NATURE OF WIND AND EARTHQUAKE LOADING EVEN A RELATIVELY COMPLETE ANALYSIS, METHODOLOGY, AND DESIGN CANNOT ENSURE THAT THERE WILL BE NO DAMAGE TO STRUCTURES DURING MAJOR EVENTS. local ADOPTED CODES ARE BASED ON LIFE SAFETY AND NOT "DAMAGE PROOFING". IT IS EXTREMELY IMPORTANT THAT ATTENTION BE PAID TO THE PLACEMENT OF REINFORCING, HOLDOWN EMBEDS, ETC. IN THE FOUNDATIONS, NAILING OF VERTICAL AND HORIZONTAL SHEATHING (WALLS, FLOORS, AND ROOF) AND TO DETAILING SHOWN ON THE PLANS. PROPER IMPLEMENTATION IS REQUIRED TO ENSURE THE DESIRED DESIGN RESPONSE.
4. MODIFICATIONS: STRUCTURAL MODIFICATIONS TO PLANS, FRAMING AND LOADING (DIMENSIONS, MATERIALS, DETAILS, LOCATION AND/ OR SIZE OF OPENINGS IN WALLS, HOT TUB LOADING, ETC.) FROM THAT SHOWN ON THE WCLH PLANS CAN ALTER THE STRUCTURAL PERFORMANCE AND WILL VOID ANY LIABILITY BY WCLH OR A/EOR, WITHOUT ADDITIONAL REVIEW AND ANALYSIS AND PRIOR WRITTEN APPROVAL. NEW AND RELOCATED LOADS CAN CAUSE EXCESSIVE DEFLECTION AND EVEN STRUCTURAL FAILURE. INCREASING THE SIZE, NUMBER OR LOCATION OF OPENINGS IN SHEAR WALLS CAN VARY THE LOADING ON SHEAR PANELS BEYOND THEIR LOAD CARRYING CAPACITIES. the OWNER AND CONTRACTOR SHALL CAREFULLY REVIEW PLANS AND SPECIFICATIONS PRIOR TO INITIOATION OF CONTRCTION.
5. SOILS INVESTIGATION: WHERE REQUIRED BY THE LOCAL SITE CONDITIONS OR JURISDICTION A GEOTECHNICAL INVESTICATION (SOILS REPORT) SHALL BE PREPARED BY A QUALIFIED PROFESSIONAL AND SUBMITTED TO THE A/EOR BY THE OWNER/CONTRACTOR FOR REVIEW AND INCORPORATED INTO THE DESIGN. WHEN EXPANSIVE OR COLLAPSE SENSITIVE SOILS ARE PRESENT SPECIAL PROVISIONS MAY BE REQUIRED IN THE FOUNDATION DESIGN. ADDITIONAL FEES WILL BE WARRANTED.

AREA SCHEDULE	
LEVEL	AREA
MAIN FLOOR	724 SF

ROOM SCHEDULE	
NAME	AREA
BEDROOM	124 SF
BATHROOM	73 SF
MUD/ LAUNDRY	62 SF
GREAT ROOM	171 SF
KITCHEN / DINING	159 SF

NOTE: WHISPER CREEK LOG HOMES (WCLH) ARE CONSTRUCTED USING NATURAL WOOD PRODUCTS SUBJECT TO DECAY, MAINTENANCE METHODS AND PROCEDURES SET FORTH BY WCLH DOES NOT WARRANTY COMPONENTS INSTALLED LESS THAN 24 INCHES FROM THE GROUND. ANY MATERIAL OR COMPONENTS NOT SPECIFICALLY LISTED IN CONTRACT WITH WCLH ARE TO BE PROVIDED BY THE OWNER CONTRACTOR.

SHEET LIST	
SHEET NUMBER	SHEET NAME
A0.0	COVER PAGE
A1.0	MAIN FLOOR PLAN
A1.1	ELEVATIONS
A3.0	SECTIONS
A4.0	COMPONENT ISOMETRIC
A5.0	DETAILS
S1.0	FOUNDATION & FRAMING PLANS

DEFERRED SUBMITTAL ITEMS BY CONTRACTOR

TRUSS CALCS BY TRUSS MANUFACTURER

SHEET TITLE: COVER PAGE

PLAN NO.:

SHEET NO.: A0.0

THESE PLANS, DRAWINGS, AND DESIGNS ARE THE PROPERTY OF WHISPER CREEK LOG HOMES (WCLH). ALL RIGHTS RESERVED AND SHALL NOT BE REPRODUCED OR COPIED WITHOUT THE EXPRESSED WRITTEN CONSENT FROM AN OFFICER OF WCLH. UNDER PENALTY OF PROSECUTION.THESE PLANS ARE RELEASED FOR CONSTRUCTION ON THE SITE DESCRIBED HEREON AND NO OTHER.

THESE DESIGNS AND DETAILS ARE BASED ON MANY YEARS OF CONSTRUCTION, DESIGN, AND ENGINEERING PRACTICE IN NUMEROUS DIVERSE JURISDICTIONS. THE PURPOSE IS TO PROVIDE A BASIS FOR THE DESIGNS INCORPORATED IN WHISPER CREEK LOG HOMES (WCLH). HOWEVER, IT IS THE RESPONSIBILITY OF THE OWNER TO CONSULT WITH ARCHITECT OR ENGINEER OF RECORD (E.O.R.) TO REVIEW AND VERIFY ANY AND ALL OF THE ASSUMPTIONS MADE AND DESIGNS PRESENTED. WCLH MAKES NO WARRANTY OR GUARANTEE AS TO THE FINAL SITE SPECIFIC APPLICABILITY OF THE DESIGN. ANY AND ALL PROPOSED CHANGES BY THE E.O.R. SHALL BE COORDINATED WITH WCLH. ALL CHANGES MUST BE APPROVED IN WRITING BY WCLH. IF APPROVED, ALL CHANGES WILL RESULT IN ADDITIONAL COSTS AND MAY REQUIRE MODIFICATIONS TO THE PLANS AND WALLS.

REVISIONS:

No.	By:	Date:	

PROJECT NAME:

OWNER: Heartland Hybrid Custom

ADDRESS:

DRAWING TITLE: COVER PAGE

PROJECT NO.:

FINAL

DRAWN BY: JCF

CHECKED BY: MJT

DATE:

SHEET NO.: A0.0

PLAN NO.:

FILE PATH: F:\Whisper Creek Wall Drawings\Revisions\HEARTLAND\REVIT MODELS\HEARTLAND.rvt

5/7/2013 4:04:25 PM F:\Whisper Creek Wall Drawings\Revisions\HEARTLAND\REVIT MODELS\HEARTLAND.rvt

WALL SCHEDULE		
WALL LOCATION	WALL NUMBER	WALL CONTENTS

A	zTLS-02-001-28-V1	P113x2, D1
B	zTLR-02-002-28-V1	P110, D1, P114T
C	TLS-02-006-24-V1	P111x2
CC	TLU-07-001-25-V1	GABLE END
D	TLS-02-007-24-V1	P113
DD	TLU-07-001-25-V1	GABLE END

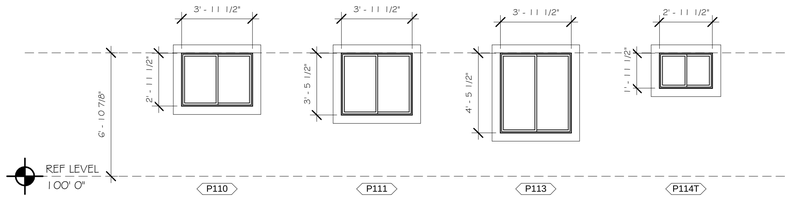

2 WINDOW ELEVATION
1/4" = 1'-0"

WINDOW SCHEDULE												
TYPE MARK	COUNT	WIDTH	HEIGHT	ROUGH WIDTH	ROUGH HEIGHT	STYLE	MODEL #	MATERIAL	FINISH	EGRESS	TEMPERED	U-VALUE
P110	1	3' - 11 1/2"	2' - 11 1/2"	4' - 0"	3' - 0"	SLIDER	4-0/3-0 SL	VINYL	ALMOND	NO	NO	0.35
P111	2	3' - 11 1/2"	3' - 5 1/2"	4' - 0"	3' - 6"	SLIDER	4-0/3-6 SL	VINYL	ALMOND	NO	NO	0.35
P113	3	3' - 11 1/2"	4' - 5 1/2"	4' - 0"	4' - 6"	SLIDER	4-0/4-6 SL	VINYL	ALMOND	YES	NO	0.35
P114T	1	2' - 11 1/2"	1' - 11 1/2"	3' - 0"	2' - 0"	SLIDER	4-0/4-6 SL	VINYL	ALMOND	NO	YES	0.35

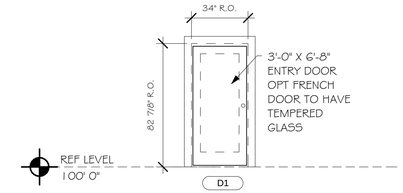

3 DOOR ELEVATION
1/4" = 1'-0"

ALL DOORS PROVIDED BY OWNER / CONTRACTOR

DOOR SCHEDULE								
TYPE MARK	COUNT	WIDTH	SWING	THICKNESS	HEIGHT	ROUGH HEIGHT	ROUGH WIDTH	FUNCTION
2480	1	2' - 0"	RH	0' - 1 3/8"	6' - 8"	6' - 10"	2' - 2"	Intenor
2880	2	2' - 4"	1 RH/ 1 LH	0' - 1 3/8"	6' - 8"	6' - 10"	2' - 6"	Intenor
3280	3	2' - 8"	2 RH / 1 LH	0' - 1 3/8"	6' - 8"	6' - 10"	2' - 10"	Intenor
D1	2	3' - 0"	2 RH	0' - 1 3/8"	6' - 8"	6' - 10 7/8"	3' - 2"	Exterior

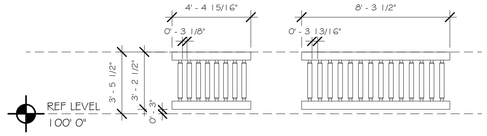

4 RAILING DETAIL
1/4" = 1'-0"

RAILING SCHEDULE	
COUNT	LENGTH
2	4' - 4 15/16"
2	8' - 3 1/2"

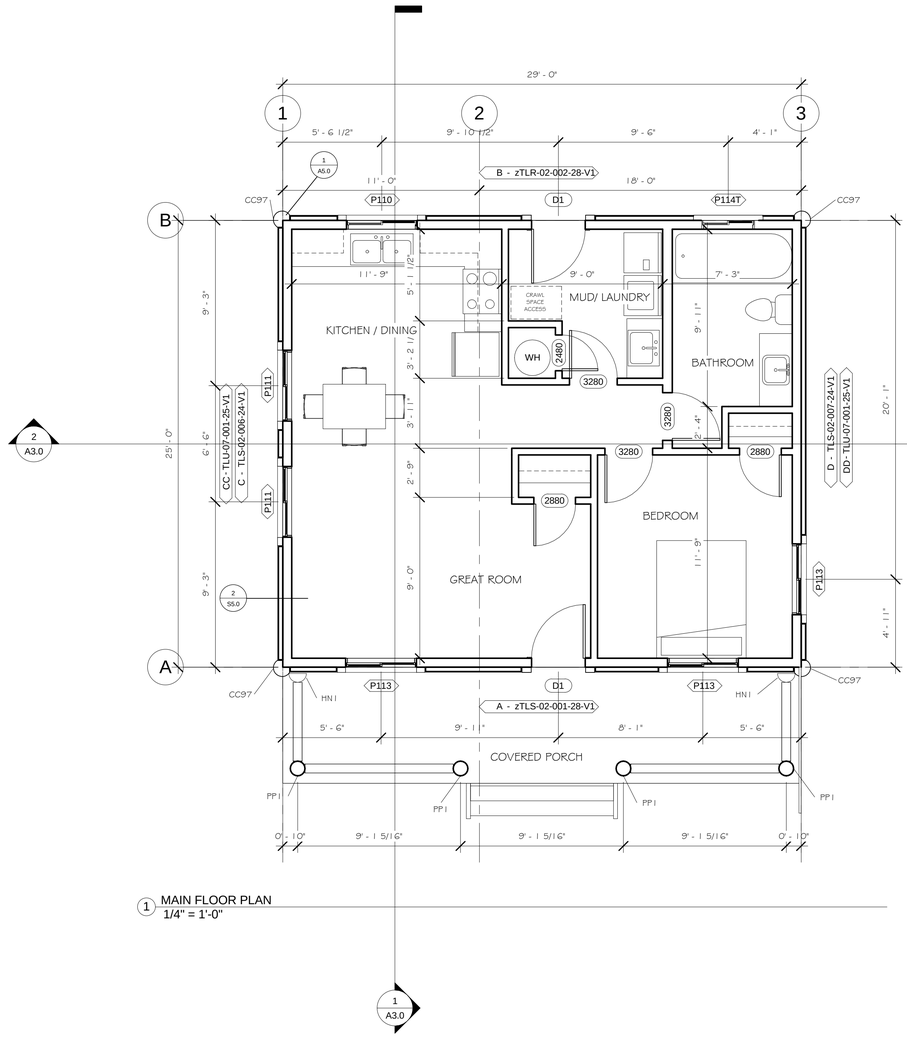

1 MAIN FLOOR PLAN
1/4" = 1'-0"

1
A3.0

SHEET TITLE: MAIN FLOOR PLAN
PLAN NO.:
SHEET NO.: A1.0

THESE PLANS, DRAWINGS, AND DESIGNS ARE THE PROPERTY OF WHISPER CREEK LOG HOMES (WCLH). ALL RIGHTS RESERVED AND SHALL NOT BE REPRODUCED OR COPIED WITHOUT THE EXPRESSED WRITTEN CONSENT FROM AN OFFICER OF WCLH. UNDER PENALTY OF PROSECUTION, THESE PLANS ARE RELEASED FOR CONSTRUCTION ON THE SITE DESCRIBED HEREON AND NO OTHER.

THESE DESIGNS AND DETAILS ARE BASED ON MANY YEARS OF CONSTRUCTION, DESIGN, AND ENGINEERING PRACTICE IN NUMEROUS DIVERSE JURISDICTIONS. THE PURPOSE IS TO PROVIDE A BASIS FOR THE DESIGNS INCORPORATED IN WHISPER CREEK LOG HOMES (WCLH). HOWEVER, IT IS THE RESPONSIBILITY OF THE OWNER TO CONSULT WITH ARCHITECT OR ENGINEER OF RECORD (E.O.R.) TO REVIEW AND VERIFY ANY AND ALL OF THE ASSUMPTIONS MADE AND DESIGNS PRESENTED. WCLH MAKES NO WARRANTY OR GUARANTEE AS TO THE FINAL SITE SPECIFIC APPLICABILITY OF THE DESIGN. ANY AND ALL PROPOSED CHANGES BY THE E.O.R. SHALL BE COORDINATED WITH WCLH. ALL CHANGES MUST BE APPROVED IN WRITING BY WCLH. IF APPROVED, ALL CHANGES WILL RESULT IN ADDITIONAL COSTS AND MAY REQUIRE MODIFICATIONS TO THE PLANS AND WALLS.

REVISIONS:

No.	By:	Date:	

PROJECT NAME:

OWNER:
HEARTLAND

ADDRESS:

DRAWING TITLE:
MAIN FLOOR PLAN

PROJECT NO.:
PLAN NO.:
FINAL
DRAWN BY: JCF
CHECKED BY: MJT
DATE:
SHEET NO.: A1.0

FILE PATH: F:\Whisper Creek Wall Drawings\Houses\HEARTLAND\REVIT MODELS\HEARTLAND.rvt

5/7/2013 4:04:25 PM F:\Whisper Creek Wall Drawings\Houses\HEARTLAND\REVIT MODELS\HEARTLAND.rvt

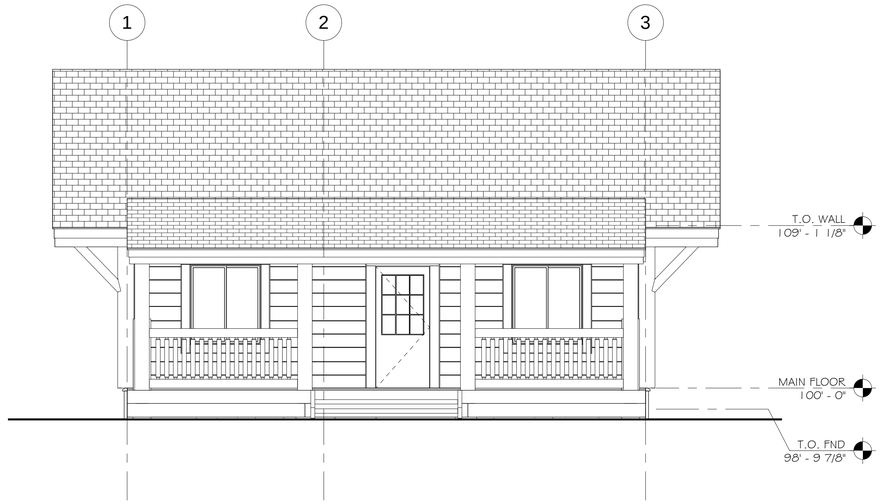

1 FRONT ELEVATION
1/4" = 1'-0"

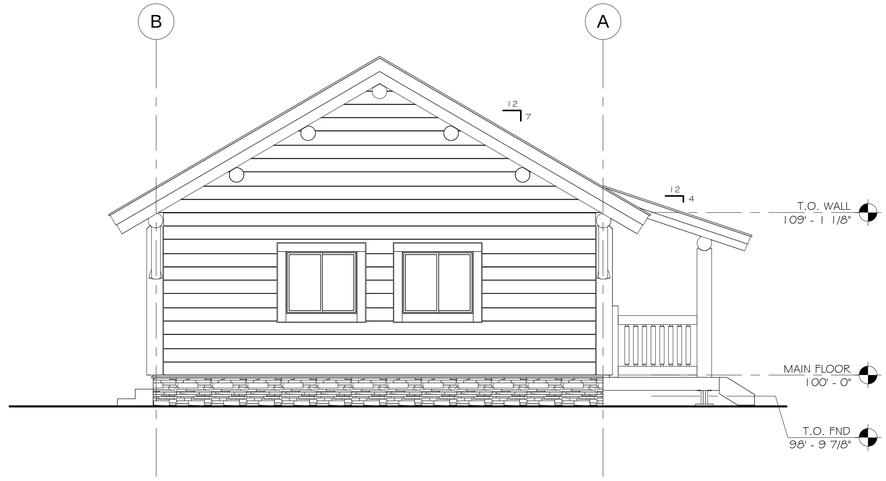

2 LEFT ELEVATION
1/4" = 1'-0"

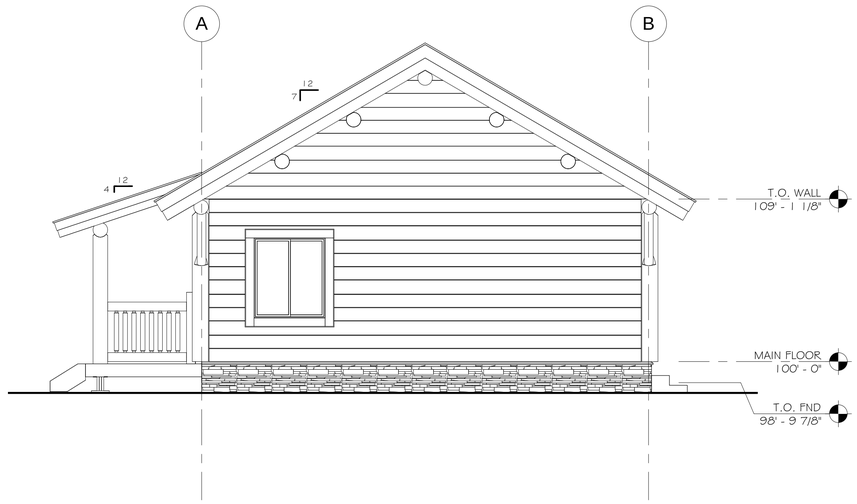

3 RIGHT ELEVATION
1/4" = 1'-0"

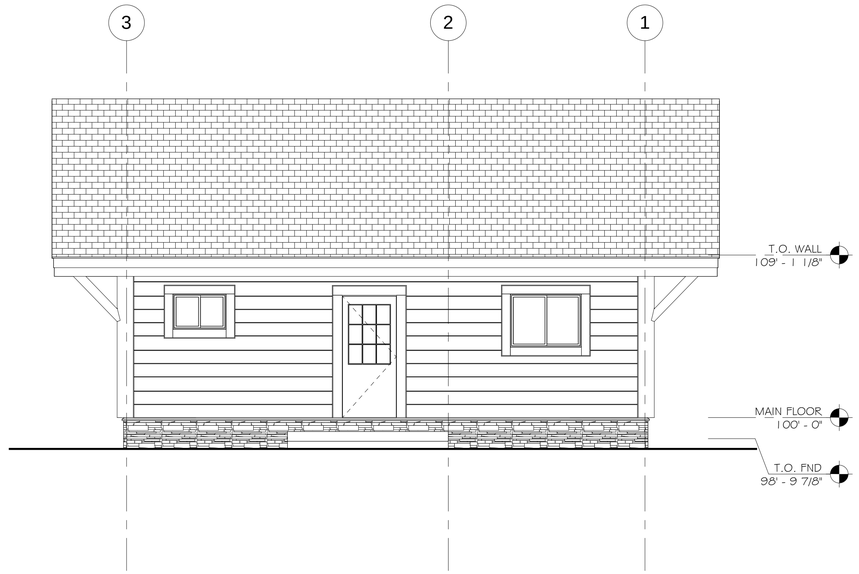

4 BACK ELEVATION
1/4" = 1'-0"

SHEET TITLE: ELEVATIONS
PLAN NO.:
SHEET NO.: A1.1

THESE PLANS, DRAWINGS, AND DESIGNS ARE THE PROPERTY OF WHISPER CREEK LOG HOMES (WCLH). ALL RIGHTS RESERVED AND SHALL NOT BE REPRODUCED OR COPIED WITHOUT THE EXPRESSED WRITTEN CONSENT FROM AN OFFICER OF WCLH. UNDER PENALTY OF PROSECUTION, THESE PLANS ARE RELEASED FOR CONSTRUCTION ON THE SITE DESCRIBED HEREON AND NO OTHER.

THESE DESIGNS AND DETAILS ARE BASED ON MANY YEARS OF CONSTRUCTION, DESIGN, AND ENGINEERING PRACTICE IN NUMEROUS DIVERSE JURISDICTIONS. THE PURPOSE IS TO PROVIDE A BASIS FOR THE DESIGNS INCORPORATED IN WHISPER CREEK LOG HOMES (WCLH). HOWEVER, IT IS THE RESPONSIBILITY OF THE OWNER TO CONSULT WITH ARCHITECT OR ENGINEER OF RECORD (E.O.R.) TO REVIEW AND VERIFY ANY AND ALL OF THE ASSUMPTIONS MADE AND DESIGNS PRESENTED. WCLH MAKES NO WARRANTY OR GUARANTEE AS TO THE FINAL SITE SPECIFIC APPLICABILITY OF THE DESIGN. ANY AND ALL PROPOSED CHANGES BY THE E.O.R. SHALL BE COORDINATED WITH WCLH. ALL CHANGES MUST BE APPROVED IN WRITING BY WCLH. IF APPROVED, ALL CHANGES WILL RESULT IN ADDITIONAL COSTS AND MAY REQUIRE MODIFICATIONS TO THE PLANS AND WALLS.

REVISIONS:

No.	By:	Date:	

PROJECT NAME:

OWNER:
HEARTLAND

ADDRESS:

DRAWING TITLE:
ELEVATIONS

PROJECT NO.:
PLAN NO.:

FINAL

DRAWN BY: JCF
CHECKED BY: MJT
DATE: 5/7/2013 4:04:27 PM
SHEET NO.: **A1.1**

FILE PATH: F:\Whisper Creek Wall Drawings\Houses\HEARTLAND\REVIT MODELS\HEARTLAND.rvt

F:\Whisper Creek Wall Drawings\Houses\HEARTLAND\REVIT MODELS\HEARTLAND.rvt
5/7/2013 4:04:27 PM

COMPONENT SCHEDULE			
TYPE MARK	COUNT	CUT LENGTH	DESCRIPTION
CANTILEVER CORNER			
CC97	4	8' - 4 7/16"	10' 8 1/16" X 12" DIA WITH PURLIN 4' 6" X 10" DIA
HALF NEWEL LOGS			
HN1	2	4' - 0"	4' 0" X 10" DIA LOG HALF CUT
PORCH BEAM			
PB1	1	9' - 1 3/8"	9' 1 3/8" X 10" DIA LOG - FLAT CUT
PB2	2	9' - 9 5/16"	9' 9 5/16" X 10" DIA LOG - FLAT CUT
PORCH POST			
PP1	4	7' - 11 13/16"	7' 5 1/2" X 10" DIA TOP NOTCHED
RIDGE BEAM			
RB1	1	15' - 0"	15' 0" X 10" DIA LOG - DOUBLE FLAT CUT
RB2	1	22' - 0"	22' 0" X 10" DIA LOG - DOUBLE FLAT CUT
ROOF PURLIN			
RP1	4	15' - 0"	15' 0" X 10" DIA LOG - FLAT CUT - NOTCHED FOR TRUSS
RP2	4	22' - 0"	22' 0" X 10" DIA LOG - FLAT CUT - NOTCHED FOR TRUSS
W TRUSS			
WA1	2	5' - 6 3/8"	5' 6 3/8" X 10" DIA LOG NOTCHED ON BOTH ENDS
WB1	1	24' - 11"	24' 11" X 10" DIA LOG
WC1	1	6' - 2"	5' 11 7/8" X 10" DIA LOG - NOTCH ON BOTH ENDS
WP2	2	15' - 3 3/16"	15' 3 3/16" X 10" DIA LOG - NOTCHED ONE END ANGLE CUT OTHER END

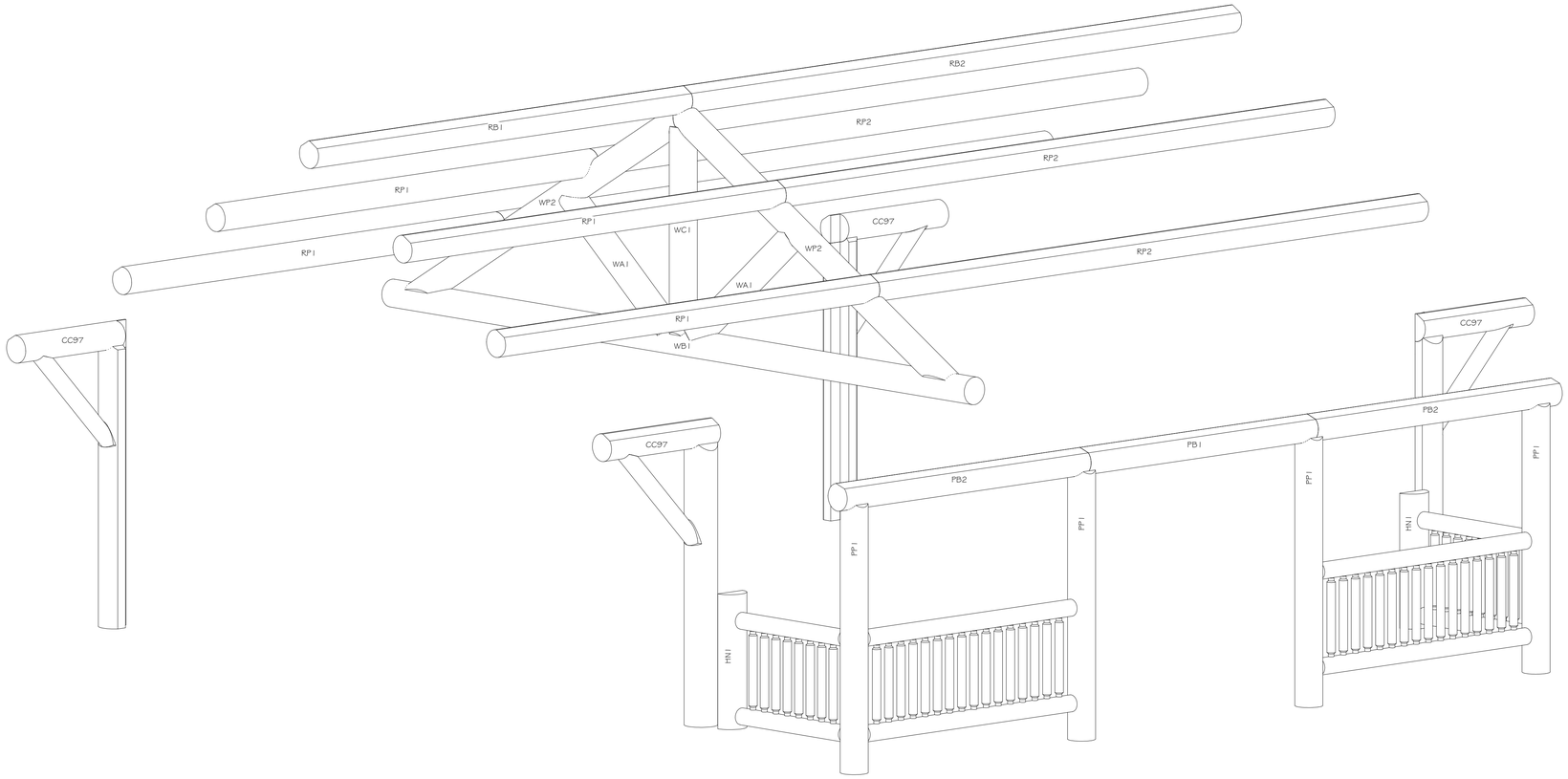

1 COMPONENT ISOMETRIC

SHEET TITLE: COMPONENT ISOMETRIC
PLAN NO.:
SHEET NO.: A4.0

THESE PLANS, DRAWINGS, AND DESIGNS ARE THE PROPERTY OF WHISPER CREEK LOG HOMES (WCLH). ALL RIGHTS RESERVED AND SHALL NOT BE REPRODUCED OR COPIED WITHOUT THE EXPRESSED WRITTEN CONSENT FROM AN OFFICER OF WCLH. UNDER PENALTY OF PROSECUTION, THESE PLANS ARE RELEASED FOR CONSTRUCTION ON THE SITE DESCRIBED HEREON AND NO OTHER.

THESE DESIGNS AND DETAILS ARE BASED ON MANY YEARS OF CONSTRUCTION, DESIGN, AND ENGINEERING PRACTICE IN NUMEROUS DIVERSE JURISDICTIONS. THE PURPOSE IS TO PROVIDE A BASIS FOR THE DESIGNS INCORPORATED IN WHISPER CREEK LOG HOMES (WCLH). HOWEVER, IT IS THE RESPONSIBILITY OF THE OWNER TO CONSULT WITH ARCHITECT OR ENGINEER OF RECORD (E.O.R.) TO REVIEW AND VERIFY ANY AND ALL OF THE ASSUMPTIONS MADE AND DESIGNS PRESENTED. WCLH MAKES NO WARRANTY OR GUARANTEE AS TO THE FINAL SITE SPECIFIC APPLICABILITY OF THE DESIGN. ANY AND ALL PROPOSED CHANGES BY THE E.O.R. SHALL BE COORDINATED WITH WCLH. ALL CHANGES MUST BE APPROVED IN WRITING BY WCLH. IF APPROVED, ALL CHANGES WILL RESULT IN ADDITIONAL COSTS AND MAY REQUIRE MODIFICATIONS TO THE PLANS AND WALLS.

REVISIONS:

No.	By:	Date:	

PROJECT NAME:

OWNER: HEARTLAND

ADDRESS:

DRAWING TITLE: COMPONENT ISOMETRIC

PROJECT NO.:

FINAL

DRAWN BY: JCF

CHECKED BY: MJT

DATE: 5/7/2013 4:04:28 PM

SHEET NO.: A4.0

PLAN NO.:

FILE PATH: F:\Whisper Creek Wall Drawings\Houses\HEARTLAND\REVIT MODELS\HEARTLAND.rvt

5/7/2013 4:04:28 PM F:\Whisper Creek Wall Drawings\Houses\HEARTLAND\REVIT MODELS\HEARTLAND.rvt