NOT FOR CONSTRUCTION

Whisper Creek



DESIGN CRITERIA
GOVERNING CODES

WCLH DESIGN CRITERIA
B

2018 INTERNATIONAL BUILDING CODE (IBC)
ASCE/SEI 7-10 MIN DESIGN LOADS FOR BUILDING AND OTHER STRUCTURES

LOADINGS

FLOOR	DEAD LOAD		12 PSF
	LIVE LOAD		40 PSF
ROOF	DEAD LOAD		15 PSF
	LIVE (SNOW) LOAD		
	GROUND LOAD		90 PSF
	FLAT ROOF		63 PSF
	EXPOSURE FACTOR		Ce=1.0
	THERMAL FACTOR		
	WARM	Ct=1.1	
	COLD	Ct=1.1	
	IMPORTANCE FACTOR		Is=1.0

WIND DESIGN

ULTIMATE SPEED	90MPH
IMPORTANCE FACTOR	Iw=1.0
EXPOSURE	C

SEISMIC

SEISMIC DESIGN CATEGORY	C

FROST DEPTH

36"

SOIL

GEOTECHNICAL STUDY	NOT AVAILABLE FOR DESIGN
ALLOWABLE BEARING	1,500 PSF
SITE CLASS	D

ELEVATION

4019'

ATTENTION:

1. SITE PLANS: SITE PLANS SHALL BE PREPARED AND SUBMITTED BY THE OWNER CONTRACTOR AS REQ'D BY THE LOCAL JURISDICTION. ITEMS REQUIRED AND SHOWN MAY INCLUDE BUT ARE NOT LIMITED TO; IDENTIFICATION AND LOCATION OF ALL BUILDINGS, EXISTING AND PROPOSED, LABEL ALL EXISTING AND PROPOSED STREETS, EASEMENTS, FLOOD PLAINS AND ADJACENT PROPERTY LINES (FRONT, REAR, & SIDES,).
2. FIRE RESISTIVE CONSTRUCTION: FIRE RESISTIVE CONSTRUCTION AND/OR FIRE SPRINKLER SYSTEMS NOT ADDRESSED ON THESE PLANS AND REQUIRED BY THE LOCAL JURISDICTION AND ADOPTED CODES ARE THE RESPONSIBILITY OF THE OWNER/CONTRACTOR.
3. LATERAL DESIGN: BECAUSE OF THE RANDOM AND UNPREDICTABLE NATURE OF WIND AND EARTHQUAKE LOADING EVEN A RELATIVELY COMPLETE ANALYSIS, METHODOLOGY, AND DESIGN CANNOT ENSURE THAT THERE WILL BE NO DAMAGE TO STRUCTURES DURING MAJOR EVENTS. LOCAL ADOPTED CODES ARE BASED ON LIFE SAFETY AND NOT "DAMAGE PROOFING". IT IS EXTREMELY IMPORTANT THAT ATTENTION BE PAID TO THE PLACEMENT OF REINFORCING, HOLDOWN EMBEDS, ETC. IN THE FOUNDATIONS, NAILING OF VERTICAL AND HORIZONTAL SHEATHING (WALLS, FLOORS, AND ROOF) AND TO DETAILING SHOWN ON THE PLANS. PROPER IMPLEMENTATION IS REQUIRED TO ENSURE THE DESIRED DESIGN RESPONSE.
4. MODIFICATIONS: STRUCTURAL MODIFICATIONS TO PLANS, FRAMING AND LOADING (DIMENSIONS, MATERIALS, DETAILS, LOCATION AND/ OR SIZE OF OPENINGS IN WALLS, HOT TUB LOADING, ETC.) FROM THAT SHOWN ON THE WCLH PLANS CAN ALTER THE STRUCTURAL PERFORMANCE AND WILL VOID ANY LIABILITY BY WCLH OR AJEOR, WITHOUT ADDITIONAL REVIEW AND ANALYSIS AND PRIOR WRITTEN APPROVAL. NEW AND RELOCATED LOADS CAN CAUSE EXCESSIVE DEFLECTION AND EVEN STRUCTURAL FAILURE. INCREASING THE SIZE, NUMBER OR LOCATION OF OPENINGS IN SHEAR WALLS CAN VARY THE LOADING ON SHEAR PANELS BEYOND THEIR LOAD CARRYING CAPACITIES. THE OWNER AND CONTRACTOR SHALL CAREFULLY REVIEW PLANS AND SPECIFICATIONS PRIOR TO INITIATION OF CONSTRUCTION.
5. SOILS INVESTIGATION: WHERE REQUIRED BY THE LOCAL SITE CONDITIONS OR JURISDICTION A GEOTECHNICAL INVESTIGATION (SOILS REPORT) SHALL BE PREPARED BY A QUALIFIED PROFESSIONAL AND SUBMITTED TO THE AJEOR BY THE OWNER/CONTRACTOR FOR REVIEW AND INCORPORATED INTO THE DESIGN. WHEN EXPANSIVE OR COLLAPSE SENSITIVE SOILS ARE PRESENT SPECIAL PROVISIONS MAY BE REQUIRED IN THE FOUNDATION DESIGN. ADDITIONAL FEES WILL BE WARRANTED.

AREA SCHEDULE	
NAME	AREA
LIVING	
MAIN FLOOR	-841 SF
GARAGE	-2464 SF

DEFERRED SUBMITTAL ITEMS BY CONTRACTOR

- TRUSS CALCS BY TRUSS MANUFACTURER

NOTE: WHISPER CREEK LOG HOMES (WCLH) ARE CONSTRUCTED USING NATURAL WOOD PRODUCTS SUBJECT TO DECAY, MAINTENANCE METHODS AND PROCEDURES SET FORTH BY WCLH DOES NOT WARRANTY COMPONENTS INSTALLED LESS THAN 24 INCHES FROM THE GROUND. ANY MATERIAL OR COMPONENTS NOT SPECIFICALLY LISTED IN CONTRACT WITH WCLH ARE TO BE PROVIDED BY THE OWNER CONTRACTOR.

SHEET LIST - PRELIMINARY PLANS	
SHEET#	SHEET NAME
COVER	
A0.0	COVER SHEET
ARCHITECTURAL	
A1.1	MAIN FLOOR PLAN
A2.0	FRONT & BACK ELEVATION
A2.1	BACK & LEFT ELEVATION
A3.0	SCHEDULES

SHEET TITLE: **COVER SHEET**
PLAN NO.: **TBD**
SHEET NO.: **A0.0**

Whisper Creek
1857 Hwy 93 South
Hamilton, MT 59840
Ph. 877-289-9254
terrif@wclh.com

THESE PLANS, DRAWINGS, AND DESIGNS ARE THE PROPERTY OF WHISPER CREEK LOG HOMES (WCLH). ALL RIGHTS RESERVED AND SHALL NOT BE REPRODUCED OR COPIED WITHOUT THE EXPRESSED WRITTEN CONSENT FROM AN OFFICER OF WCLH. UNDER PENALTY OF PROSECUTION,THESE PLANS ARE RELEASED FOR CONSTRUCTION ON THE SITE DESCRIBED HEREON AND NO OTHER.

THESE DESIGNS AND DETAILS ARE BASED ON MANY YEARS OF CONSTRUCTION, DESIGN, AND ENGINEERING PRACTICE IN NUMEROUS DIVERSE JURISDICTIONS. THE PURPOSE IS TO PROVIDE A BASIS FOR THE DESIGNS INCORPORATED IN WHISPER CREEK LOG HOMES (WCLH). HOWEVER, IT IS THE RESPONSIBILITY OF THE OWNER TO CONSULT WITH ARCHITECT OR ENGINEER OF RECORD (E.O.R.) TO REVIEW AND VERIFY ANY AND ALL OF THE ASSUMPTIONS MADE AND DESIGNS PRESENTED. WCLH MAKES NO WARRANTY OR GUARANTEE AS TO THE FINAL SITE SPECIFIC APPLICABILITY OF THE DESIGN. ANY AND ALL PROPOSED CHANGES BY THE E.O.R. SHALL BE COORDINATED WITH WCLH. ALL CHANGES MUST BE APPROVED IN WRITING BY WCLH. IF APPROVED, ALL CHANGES WILL RESULT IN ADDITIONAL COSTS AND MAY REQUIRE MODIFICATIONS TO THE PLANS AND WALLS.

PRELIMINARY PLAN SET

REVISIONS

No.	By:	Date:	

PROJECT NAME:

OWNER:

ADDRESS:

DRAWING TITLE: **COVER SHEET**

PROJECT NO.:

DRAWN BY: JCF
CHECKED BY: MANAGER
DATE: 8/24/2021 8:58:00 AM
SHEET NO.: **A0.0**

PLAN NO.: **TBD**

FLOOR PLAN NOTES

1. CONTRACTOR WILL VERIFY ALL DIMENSIONS & CONDITIONS SHOWN ON THESE PLANS AND W/ BUILDING SITE PRIOR TO COMMENCING ANY WORK ON PROJECT.
2. ALL EXTERIOR WALLS ARE DIMENSIONED TO THE FACE OF SHEATHING OR FOUNDATION. ALL INTERIOR WALLS ARE DIMENSIONED TO THE FACE OF STUDS.
3. THERE SHALL BE A FLOOR OR LANDING ON EACH SIDE OF EXTERIOR DOORS. WIDTH NOT LESS THAN THE DOOR SERVED. MIN DIMENSION 36 INCH MEASURED IN THE DIRECTION OF TRAVEL. LANDINGS OR FINISHED FLOORS AT THE REQUIRED EGRESS DOOR SHALL NOT BE MORE THAN 1 1/2" LOWER THAN TOP OF THRESHOLD ON THE EXTERIOR SIDE. IT SHALL NOT BE LOWER THAN 7 3/4" FROM TIP OF THRESHOLD, PROVIDED THE DOOR DOES NOT SWING OVER LANDING OR FLOOR.

ABBREVIATIONS

O/C	INDICATES BUILDING COMPONENT PROVIDED BY OWNER/CONTRACTOR
WC	INDICATES BUILDING COMPONENT PROVIDED BY WHISPER CREEK LOG HOMES
A/EOR	INDICATES ARCHITECT/ENGINEER OF RECORD

GUARDRAIL NOTES:

1. 36" (MIN) HIGH GUARDRAILS ARE REQUIRED FOR UNENCLOSED FLOOR AND ROOF OPENINGS, OPEN AND GLAZED SIDES OF STAIRWAYS, LANDINGS, DECKS, RAMPS, AND PORCHES, WHICH ARE MORE THAN 30 INCHES ABOVE GRADE OR A FLOOR OR OTHER SURFACE BELOW.
2. OPEN GUARDRAILS SHALL HAVE INTERMEDIATE RAIL SPACING OR PATTERN SUCH THAT A 4-INCH SPHERE CANNOT PASS THROUGH AND THE TRIANGULAR AREA FORMED BY TREAD, RISER AND GUARDRAIL SO THAT 6-INCH SPHERE CANNOT PASS THROUGH.

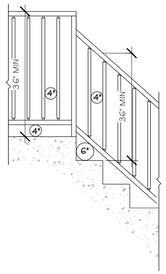

HANDRAIL NOTES:

1. RESIDENTIAL STAIRS REQUIRE HANDRAILS ON A MINIMUM OF ONE SIDE.
2. HANDRAIL SHALL BE CONTINUOUS THE FULL LENGTH OF THE STAIRS WITH ENDS RETURNED TO NEWEL POST OR WALL.
3. THE HANDGRIP PORTION OF THE HANDRAILS SHALL NOT BE LESS THAN 1 1/4" INCHES AND NOT GREATER THAN 2" IN CROSS-SECTIONAL DIMENSION OR THE SHAPE SHALL PROVIDE AN EQUIVALENT GRIPPING SURFACE. THE HANDGRIP PORTION OF THE HANDRAILS SHALL HAVE A SMOOTH SURFACE WITH NO SHARP CORNERS. HANDRAILS PROJECTION FROM A WALL SHALL HAVE A SPACE OF NOT LESS THAN 1 1/2 INCHES BETWEEN THE HANDRAIL AND ANY ABUTTING CONSTRUCTION SO AS TO AVOID INJURY TO FINGERS.

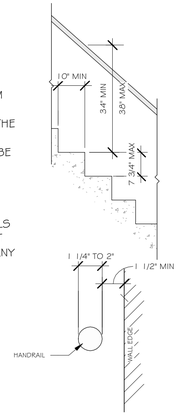

STAIRWAY NOTES:

1. STAIRWAYS SHALL NOT BE LESS THAN 36 INCHES IN WIDTH.
2. THE RISE OF STEPS SHALL NOT BE LESS THAN 4 INCHES OR GREATER THAN 7-3/4 INCHES. THE GREATEST RISER HEIGHT WITHIN ANY FLIGHT OF STAIRS SHALL NOT EXCEED THE SMALLEST BY MORE THAN 3/8 INCH.
3. THE RUN SHALL NOT BE LESS THAN 10 INCHES AS MEASURED HORIZONTALLY BETWEEN THE VERTICAL PLANES OF THE FURTHER MOST PROJECTION OF ADJACENT TREADS. THE LARGEST TREAD RUN WITHIN ANY FLIGHT OF STAIRS SHALL NOT EXCEED THE SMALLEST BY 3/8 INCH.
4. WINDER TREADS SHALL HAVE A MINIMUM OF TREAD DEPTH OF 10" MEASURED AT A POINT 12" FROM THE NARROW SIDE OF THE TREAD, AND HAVE A MINIMUM DEPTH OF 6". WITHIN ANY FLIGHT OF STAIRS THE GREATEST WINDER TREAD DEPTH AT THE 12" WALK LINE SHALL NOT EXCEED THE SMALLEST BY MORE THAN 3/8".

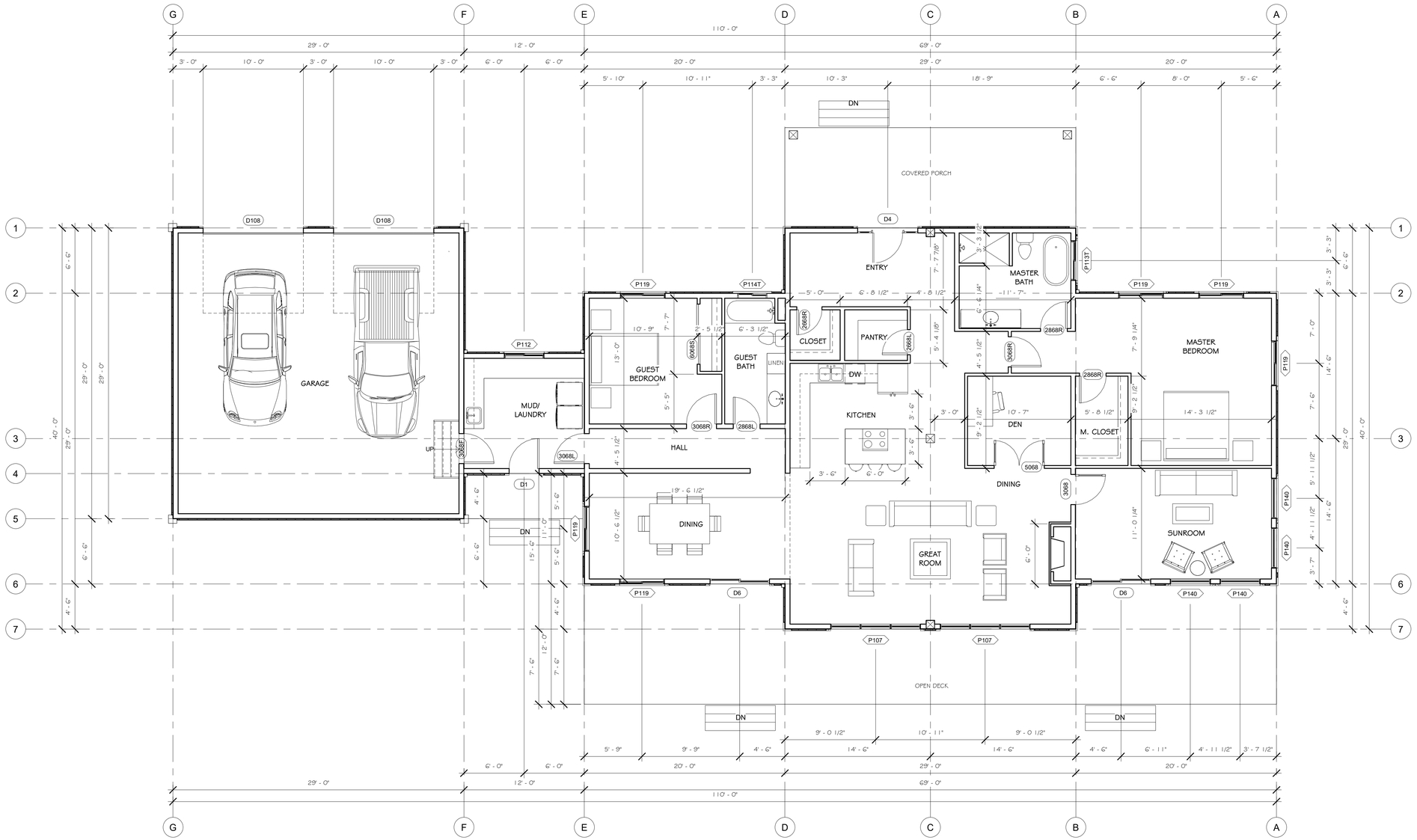

MAIN FLOOR

3/16" = 1'-0"

NOT FOR CONSTRUCTION

PLAN NO.: TBD

SHEET TITLE: MAIN FLOOR PLAN

SHEET NO.: A1.1

Whisper Creek
1857 Hwy 93 South
Hamilton, MT 59840
Ph. 877-289-9254
terrif@wclh.com

THESE PLANS, DRAWINGS, AND DESIGNS ARE THE PROPERTY OF WHISPER CREEK LOG HOMES (WCLH). ALL RIGHTS RESERVED AND SHALL NOT BE REPRODUCED OR COPIED WITHOUT THE EXPRESSED WRITTEN CONSENT FROM AN OFFICER OF WCLH. UNDER PENALTY OF PROSECUTION,THESE PLANS ARE RELEASED FOR CONSTRUCTION ON THE SITE DESCRIBED HEREON AND NO OTHER.

THESE DESIGNS AND DETAILS ARE BASED ON MANY YEARS OF CONSTRUCTION, DESIGN, AND ENGINEERING PRACTICE IN NUMEROUS DIVERSE JURISDICTIONS. THE PURPOSE IS TO PROVIDE A BASIS FOR THE DESIGNS INCORPORATED IN WHISPER CREEK LOG HOMES (WCLH). HOWEVER, IT IS THE RESPONSIBILITY OF THE OWNER TO CONSULT WITH ARCHITECT OR ENGINEER OF RECORD (E.O.R.) TO REVIEW AND VERIFY ANY AND ALL OF THE ASSUMPTIONS MADE AND DESIGNS PRESENTED. WCLH MAKES NO WARRANTY OR GUARANTEE AS TO THE FINAL SITE SPECIFIC APPLICABILITY OF THE DESIGN. ANY AND ALL PROPOSED CHANGES BY THE E.O.R. SHALL BE COORDINATED WITH WCLH. ALL CHANGES MUST BE APPROVED IN WRITING BY WCLH. IF APPROVED, ALL CHANGES WILL RESULT IN ADDITIONAL COSTS AND MAY REQUIRE MODIFICATIONS TO THE PLANS AND WALLS.

PRELIMINARY PLAN SET

REVISIONS

No.	By:	Date:	

PROJECT NAME: **ASPEN GROVE CUSTOM**

OWNER:

ADDRESS:

DRAWING TITLE: **MAIN FLOOR PLAN**

PROJECT NO.:

PLAN NO.: TBD

DRAWN BY: JCF

CHECKED BY: MANAGER

DATE: 8/24/2021 8:58:00 AM

SHEET NO.: A1.1

NOT FOR CONSTRUCTION

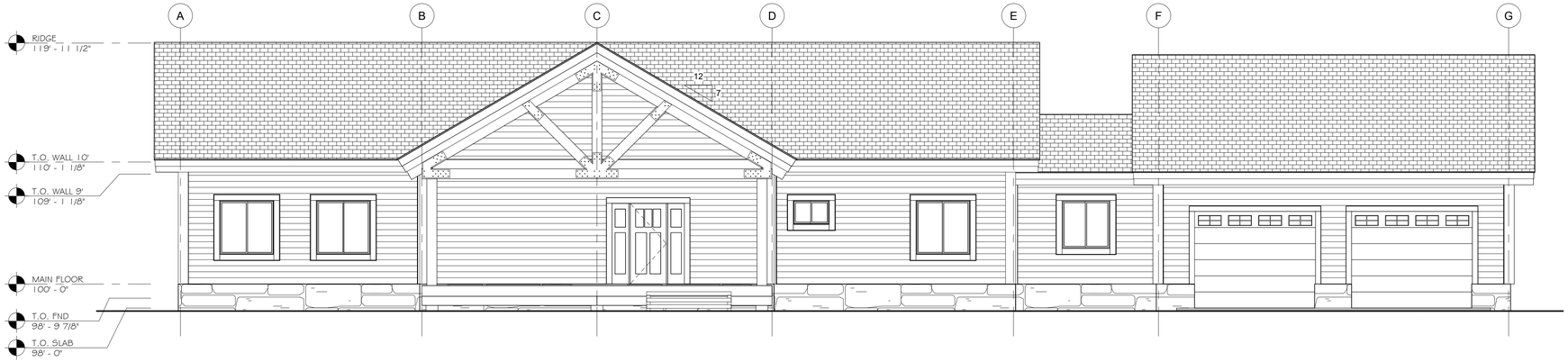

3 FRONT ELEVATION
3/16" = 1'-0"

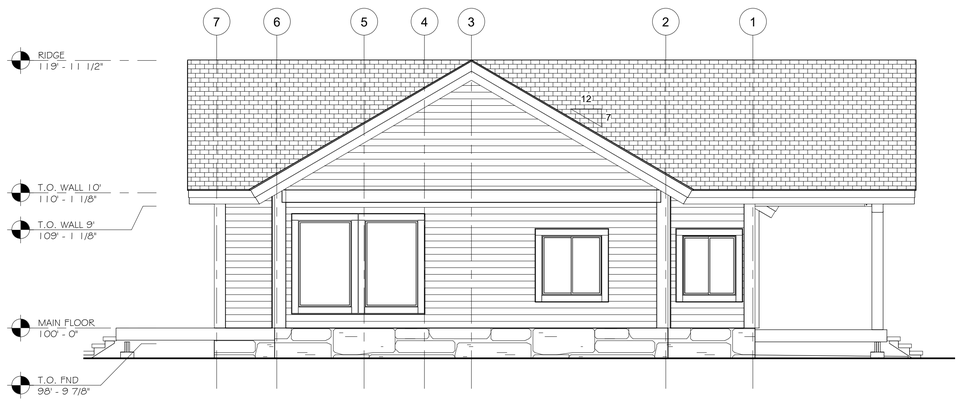

1 RIGHT ELEVATION
3/16" = 1'-0"

ELEVATION NOTES

1. CONTRACTOR WILL VERIFY ANY AND ALL STEPS IN FOOTINGS & FOUNDATION AS REQUIRED BY EXISTING FINISH GRADES.
2. MODIFICATIONS TO THE STRUCTURE MUST BE APPROVED BY THE A/EOR IN WRITING PRIOR TO MAKING ANY CHANGES. GRADES INDICATED ARE APPROXIMATE AND MAY BE MODIFIED SUBJECT TO FINAL SITE CONDITIONS. DRAINAGE AWAY FROM THE STRUCTURE MUST BE MAINTAINED.
3. LOTS SHALL BE GRADED TO DRAW SURFACE WATER AWAY FROM FOUNDATION WALLS. THE GRADE SHALL FALL A MINIMUM OF 6 INCHES WITHIN THE FIRST 10 FEET.
4. CONTRACTOR TO INSTALL SNOW STOPS ON ROOF.

ABBREVIATIONS

O/C	INDICATES BUILDING COMPONENT PROVIDED BY OWNER/CONTRACTOR
WC	INDICATES BUILDING COMPONENT PROVIDED BY WHISPER CREEK LOG HOMES
A/EOR	INDICATES ARCHITECT/ENGINEER OF RECORD

SHEET TITLE: FRONT & BACK ELEVATION
PLAN NO.: TBD
SHEET NO.: A2.0

Whisper Creek
1857 Hwy 93 South
Hamilton, MT 59840
Ph. 877-289-9254
terrif@wclh.com

THESE PLANS, DRAWINGS, AND DESIGNS ARE THE PROPERTY OF WHISPER CREEK LOG HOMES (WCLH). ALL RIGHTS RESERVED AND SHALL NOT BE REPRODUCED OR COPIED WITHOUT THE EXPRESSED WRITTEN CONSENT FROM AN OFFICER OF WCLH. UNDER PENALTY OF PROSECUTION,THESE PLANS ARE RELEASED FOR CONSTRUCTION ON THE SITE DESCRIBED HEREON AND NO OTHER.

THESE DESIGNS AND DETAILS ARE BASED ON MANY YEARS OF CONSTRUCTION, DESIGN, AND ENGINEERING PRACTICE IN NUMEROUS DIVERSE JURISDICTIONS. THE PURPOSE IS TO PROVIDE A BASIS FOR THE DESIGNS INCORPORATED IN WHISPER CREEK LOG HOMES (WCLH). HOWEVER, IT IS THE RESPONSIBILITY OF THE OWNER TO CONSULT WITH ARCHITECT OR ENGINEER OF RECORD (E.O.R.) TO REVIEW AND VERIFY ANY AND ALL OF THE ASSUMPTIONS MADE AND DESIGNS PRESENTED. WCLH MAKES NO WARRANTY OR GUARANTEE AS TO THE FINAL SITE SPECIFIC APPLICABILITY OF THE DESIGN. ANY AND ALL PROPOSED CHANGES BY THE E.O.R. SHALL BE COORDINATED WITH WCLH. ALL CHANGES MUST BE APPROVED IN WRITING BY WCLH. IF APPROVED, ALL CHANGES WILL RESULT IN ADDITIONAL COSTS AND MAY REQUIRE MODIFICATIONS TO THE PLANS AND WALLS.

PRELIMINARY PLAN SET

REVISIONS

No.	By:	Date:	

PROJECT NAME: ASPEN GROVE CUSTOM

OWNER:

ADDRESS:

DRAWING TITLE: FRONT & BACK ELEVATION

PROJECT NO.:
DRAWN BY: JCF
CHECKED BY: MANAGER
DATE: 8/24/2021 8:58:01 AM
SHEET NO.: A2.0
PLAN NO.: TBD

NOT FOR CONSTRUCTION

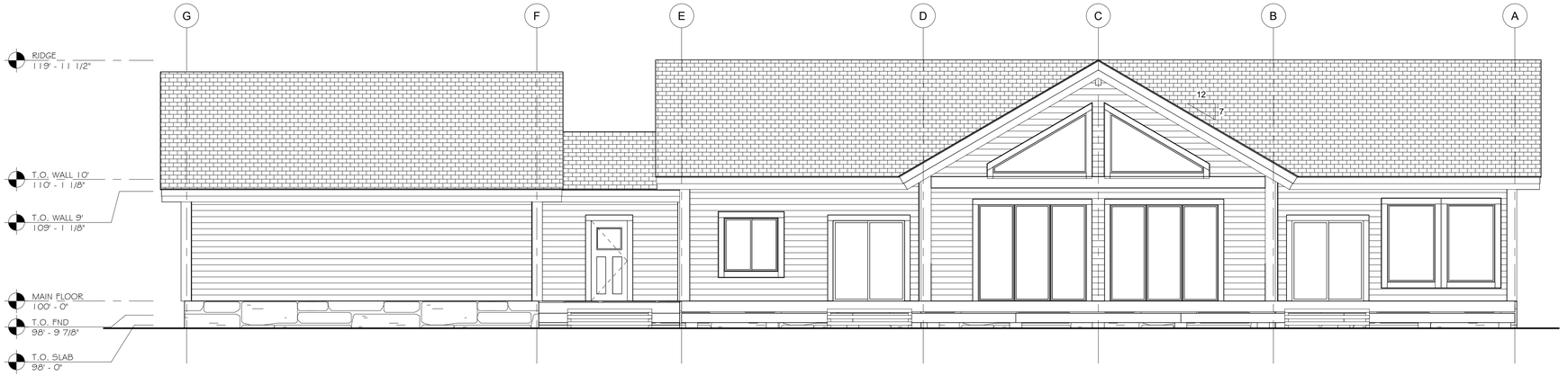

2 BACK ELEVATION
3/16" = 1'-0"

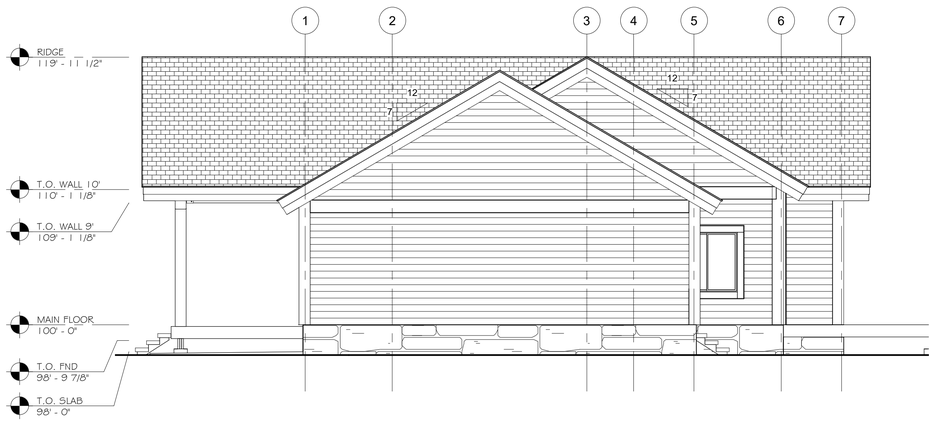

1 LEFT ELEVATION
3/16" = 1'-0"

ELEVATION NOTES

1. CONTRACTOR WILL VERIFY ANY AND ALL STEPS IN FOOTINGS & FOUNDATION AS REQUIRED BY EXISTING FINISH GRADES.
2. MODIFICATIONS TO THE STRUCTURE MUST BE APPROVED BY THE A/EOR IN WRITING PRIOR TO MAKING ANY CHANGES. GRADES INDICATED ARE APPROXIMATE AND MAY BE MODIFIED SUBJECT TO FINAL SITE CONDITIONS. DRAINAGE AWAY FROM THE STRUCTURE MUST BE MAINTAINED.
3. LOTS SHALL BE GRADED TO DRAW SURFACE WATER AWAY FROM FOUNDATION WALLS. THE GRADE SHALL FALL A MINIMUM OF 6 INCHES WITHIN THE FIRST 10 FEET.
4. CONTRACTOR TO INSTALL SNOW STOPS ON ROOF.

ABBREVIATIONS

O/C	INDICATES BUILDING COMPONENT PROVIDED BY OWNER/CONTRACTOR
WC	INDICATES BUILDING COMPONENT PROVIDED BY WHISPER CREEK LOG HOMES
A/EOR	INDICATES ARCHITECT/ENGINEER OF RECORD

SHEET TITLE: BACK & LEFT ELEVATION
PLAN NO.: TBD
SHEET NO.: A2.1

Whisper Creek
1857 Hwy 93 South
Hamilton, MT 59840
Ph. 877-289-9254
terrif@wclh.com

THESE PLANS, DRAWINGS, AND DESIGNS ARE THE PROPERTY OF WHISPER CREEK LOG HOMES (WCLH). ALL RIGHTS RESERVED AND SHALL NOT BE REPRODUCED OR COPIED WITHOUT THE EXPRESSED WRITTEN CONSENT FROM AN OFFICER OF WCLH. UNDER PENALTY OF PROSECUTION,THESE PLANS ARE RELEASED FOR CONSTRUCTION ON THE SITE DESCRIBED HEREON AND NO OTHER.

THESE DESIGNS AND DETAILS ARE BASED ON MANY YEARS OF CONSTRUCTION, DESIGN, AND ENGINEERING PRACTICE IN NUMEROUS DIVERSE JURISDICTIONS. THE PURPOSE IS TO PROVIDE A BASIS FOR THE DESIGNS INCORPORATED IN WHISPER CREEK LOG HOMES (WCLH). HOWEVER, IT IS THE RESPONSIBILITY OF THE OWNER TO CONSULT WITH ARCHITECT OR ENGINEER OF RECORD (E.O.R.) TO REVIEW AND VERIFY ANY AND ALL OF THE ASSUMPTIONS MADE AND DESIGNS PRESENTED. WCLH MAKES NO WARRANTY OR GUARANTEE AS TO THE FINAL SITE SPECIFIC APPLICABILITY OF THE DESIGN. ANY AND ALL PROPOSED CHANGES BY THE E.O.R. SHALL BE COORDINATED WITH WCLH. ALL CHANGES MUST BE APPROVED IN WRITING BY WCLH. IF APPROVED, ALL CHANGES WILL RESULT IN ADDITIONAL COSTS AND MAY REQUIRE MODIFICATIONS TO THE PLANS AND WALLS.

PRELIMINARY PLAN SET

REVISIONS

No.	By:	Date:	

PROJECT NAME: **ASPEN GROVE CUSTOM**

OWNER:

ADDRESS:

DRAWING TITLE: **BACK & LEFT ELEVATION**

PROJECT NO.:

DRAWN BY: JCF
CHECKED BY: MANAGER
DATE: 8/24/2021 8:58:01 AM
SHEET NO.: A2.1
PLAN NO.: TBD

NOT FOR CONSTRUCTION

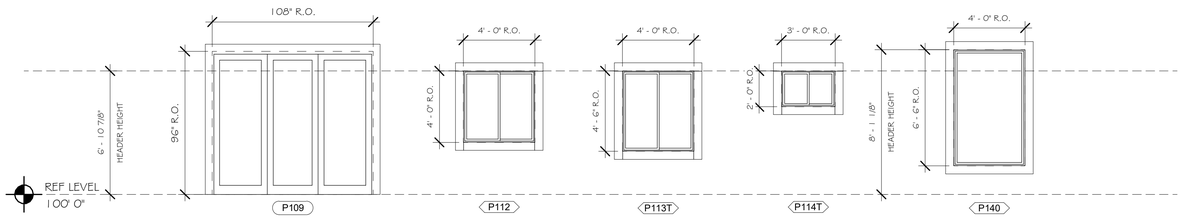

WINDOW SCHEDULE												
ITEM #	COUNT	WIDTH	HEIGHT	R.O.WIDTH	R.O. HEIGHT	STYLE	MODEL #	MATERIAL	FINISH	EGRESS	TEMPERED	U-VALUE
P107	2	8' - 11 1/2"	8' - 0 1/4"	9' - 0 1/4"	8' - 1"	FIXED	9-0/8-0 P/P/P	VINYL	ALMOND	No	No	0.26
P112	1	3' - 11 1/2"	3' - 11 1/2"	4' - 0"	4' - 0"	SLIDER	4-0/4-0 SL	VINYL	ALMOND	No	No	0.29
P113T	1	3' - 11 1/2"	4' - 5 1/2"	4' - 0"	4' - 6"	SLIDER	4-0/4-6 SL	VINYL	ALMOND	No	Yes	0.29
P114T	1	2' - 11 1/2"	1' - 11 1/2"	3' - 0"	2' - 0"	SLIDER	3-0/2-0 SL	VINYL	ALMOND	No	Yes	0.29
P119	6	4' - 5 1/2"	4' - 5 1/2"	4' - 6"	4' - 6"	SLIDER	4-6/4-6 SL	VINYL	ALMOND	Yes	No	0.29
P140	4	3' - 11 1/2"	6' - 5 1/2"	4' - 0"	6' - 6"	FIXED	4-0/6-6 P	VINYL	ALMOND	No	No	0.26
P142L	2	7' - 9"	5' - 0 3/8"	7' - 9 1/2"	5' - 0 7/8"	TRAPEZOID	7-9/5-0 TRAP	VINYL	ALMOND	No	Yes	0.26

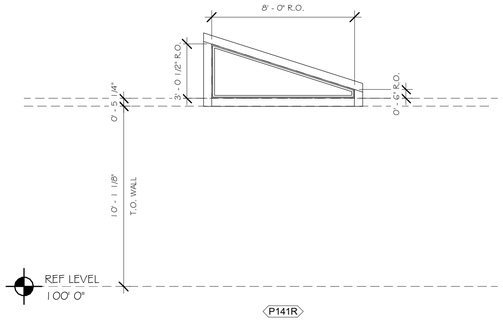

3 WINDOW ELEVATION
1/4" = 1'-0"

COMPONENT SCHEDULE			
ITEM #	COUNT	LENGTH	DESCRIPTION
ATTACHMENT WALL CORNER			
CR1	8	10' - 1 1/8"	4x4 ROUGH SAWN TIMBER
CENTER POST			
CP1	3	17' - 10 1/4"	10X10 TIMBER POST
DOOR TRIM			
	1		
	1		
	2		
PORCH POST			
PP1	2	8' - 10 1/16"	10X10 TIMBER POST
RIDGE BEAM			
RB1	1	21' - 0"	5 1/2" X 21" GLULAM BEAM
RB2	1	20' - 6 1/2"	5 1/2" X 21" GLULAM BEAM
RB3	1	9' - 3"	5 1/2" X 21" GLULAM BEAM
ROOF SUPPORT BEAM			
RSB1	2	9' - 3 7/8"	5 1/2" X 15" GLULAM BEAM, 24F-V4
W-TRUSS			
BC1	2	14' - 6"	10 X 10 ROUGH SAWN TIMBER - TRUSS BOTTOM CHORD
KP1	1	8' - 0 1/2"	10 X 10 ROUGH SAWN TIMBER - TRUSS KING POST
QP1	2	7' - 0 7/8"	10 X 10 ROUGH SAWN TIMBER - TRUSS QUEEN POST
TC1	2	18' - 3"	10 X 10 ROUGH SAWN TIMBER - TRUSS TOP CHORD

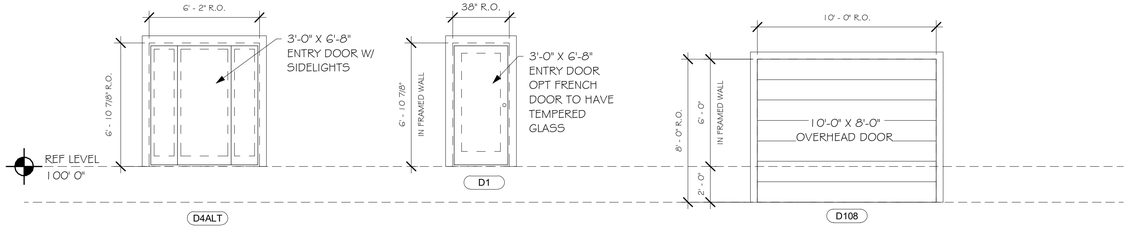

4 DOOR ELEVATION
1/4" = 1'-0"

DOOR SCHEDULE						
DOOR #	WIDTH	SWING	COUNT	HEIGHT	R.O. WIDTH	R.O. HEIGHT
Exterior						
D108	10' - 0"	OVERHEAD	2	8' - 0"	10' - 0"	6'-0" IN FRAMED WALL
D1	3' - 0"	LEFT HAND	1	6' - 8"	3' - 2"	6 - 10 7/8"
D4	3' - 0"	LEFT HAND	1	6' - 8"	6'-2"	6 - 10 7/8"
D6	5' - 11"	SLIDING	2	6' - 8"	6' - 0"	6 - 10 7/8"
Interior						
2668L	2' - 6"	LEFT HAND	1	6' - 8"	PER MFG SPECS	PER MFG SPECS
2668R	2' - 6"	RIGHT HAND	1	6' - 8"	PER MFG SPECS	PER MFG SPECS
2868L	2' - 8"	LEFT HAND	1	6' - 8"	PER MFG SPECS	PER MFG SPECS
2868R	2' - 8"	RIGHT HAND	2	6' - 8"	PER MFG SPECS	PER MFG SPECS
3068F	3' - 0"	RIGHT HAND - FIRE RATED	1	6' - 8"	PER MFG SPECS	PER MFG SPECS
3068L	3' - 0"	LEFT HAND	1	6' - 8"	PER MFG SPECS	PER MFG SPECS
3068R	3' - 0"	RIGHT HAND	2	6' - 8"	PER MFG SPECS	PER MFG SPECS
60685	6' - 0"	SLIDING	1	6' - 8"	PER MFG SPECS	PER MFG SPECS
3068	3' - 0"	LEFT HAND	1	6' - 8"	PER MFG SPECS	PER MFG SPECS
5068	5' - 0"	DOUBLE	1	6' - 8"	PER MFG SPECS	PER MFG SPECS

NOTE:
- ALL DOORS PROVIDED BY OWNER/CONTRACTOR U.N.O. IN CONTRACT
- ALL DOORS PURCHASED FOR PRE-MANUFACTURED WALLS SHOULD MATCH ROUGH OPENING SIZES PROVIDED IN SCHEDULE ABOVE

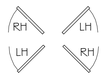

SHEET TITLE: SCHEDULES
PLAN NO.: TBD
SHEET NO.: A3.0

Whisper Creek
1857 Hwy 93 South
Hamilton, MT 59840
Ph. 877-289-9254
terrif@wclh.com

THESE PLANS, DRAWINGS, AND DESIGNS ARE THE PROPERTY OF WHISPER CREEK LOG HOMES (WCLH). ALL RIGHTS RESERVED AND SHALL NOT BE REPRODUCED OR COPIED WITHOUT THE EXPRESSED WRITTEN CONSENT FROM AN OFFICER OF WCLH. UNDER PENALTY OF PROSECUTION,THESE PLANS ARE RELEASED FOR CONSTRUCTION ON THE SITE DESCRIBED HEREON AND NO OTHER.

THESE DESIGNS AND DETAILS ARE BASED ON MANY YEARS OF CONSTRUCTION, DESIGN, AND ENGINEERING PRACTICE IN NUMEROUS DIVERSE JURISDICTIONS. THE PURPOSE IS TO PROVIDE A BASIS FOR THE DESIGNS INCORPORATED IN WHISPER CREEK LOG HOMES (WCLH). HOWEVER, IT IS THE RESPONSIBILITY OF THE OWNER TO CONSULT WITH ARCHITECT OR ENGINEER OF RECORD (E.O.R.) TO REVIEW AND VERIFY ANY AND ALL OF THE ASSUMPTIONS MADE AND DESIGNS PRESENTED. WCLH MAKES NO WARRANTY OR GUARANTEE AS TO THE FINAL SITE SPECIFIC APPLICABILITY OF THE DESIGN. ANY AND ALL PROPOSED CHANGES BY THE E.O.R. SHALL BE COORDINATED WITH WCLH. ALL CHANGES MUST BE APPROVED IN WRITING BY WCLH. IF APPROVED, ALL CHANGES WILL RESULT IN ADDITIONAL COSTS AND MAY REQUIRE MODIFICATIONS TO THE PLANS AND WALLS.

PRELIMINARY PLAN SET

REVISIONS

No.	By:	Date:	

PROJECT NAME: ASPEN GROVE CUSTOM

OWNER:

ADDRESS:

DRAWING TITLE: SCHEDULES

PROJECT NO.:
DRAWN BY: JCF
CHECKED BY: MANAGER
DATE: 8/24/2021 8:58:01 AM
SHEET NO.: A3.0
PLAN NO.: TBD