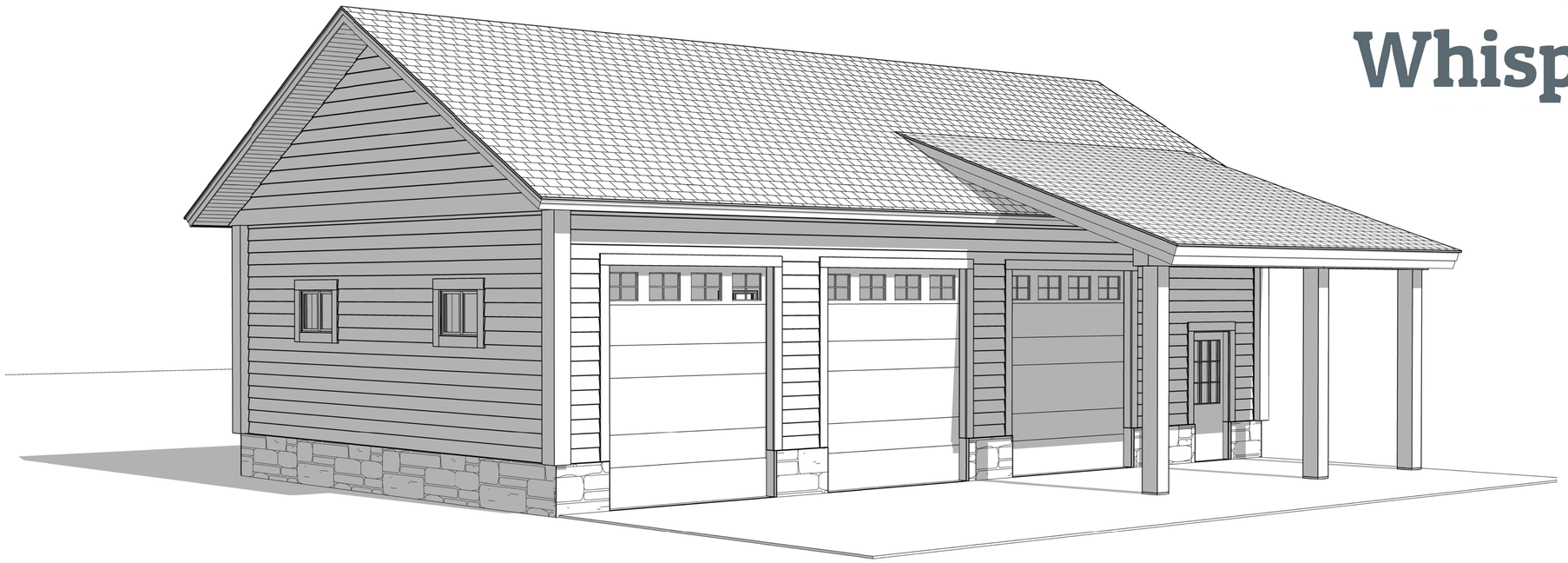

Whisper Creek

SHEET TITLE	PLAN NO.:
COVER SHEET	8007-000
	SHEET NO. A0.0

Whisper Creek

THESE PLANS, DRAWINGS, AND DESIGNS ARE THE PROPERTY OF WHISPER CREEK LOG HOMES (WCLH). ALL RIGHTS RESERVED AND SHALL NOT BE REPRODUCED OR COPIED WITHOUT THE EXPRESSED WRITTEN CONSENT FROM AN OFFICER OF WCLH. UNDER PENALTY OF PROSECUTION,THESE PLANS ARE RELEASED FOR CONSTRUCTION ON THE SITE DESCRIBED HEREON AND NO OTHER.

THESE DESIGNS AND DETAILS ARE BASED ON MANY YEARS OF CONSTRUCTION, DESIGN, AND ENGINEERING PRACTICE IN NUMEROUS DIVERSE JURISDICTIONS. THE PURPOSE IS TO PROVIDE A BASIS FOR THE DESIGNS INCORPORATED IN WHISPER CREEK LOG HOMES (WCLH). HOWEVER, IT IS THE RESPONSIBILITY OF THE OWNER TO CONSULT WITH ARCHITECT OR ENGINEER OF RECORD (E.O.R.) TO REVIEW AND VERIFY ANY AND ALL OF THE ASSUMPTIONS MADE AND DESIGNS PRESENTED. WCLH MAKES NO WARRANTY OR GUARANTEE AS TO THE FINAL SITE SPECIFIC APPLICABILITY OF THE DESIGN. ANY AND ALL PROPOSED CHANGES BY THE E.O.R. SHALL BE COORDINATED WITH WCLH. ALL CHANGES MUST BE APPROVED IN WRITING BY WCLH. IF APPROVED, ALL CHANGES WILL RESULT IN ADDITIONAL COSTS AND MAY REQUIRE MODIFICATIONS TO THE PLANS AND WALLS.

ARCHITECT/ ENGINEER OF RECORD:

REVISIONS			
No.	By:	Date:	

PROJECT NAME:

CARRIAGE GARAGE

OWNER:

ADDRESS:

DRAWING TITLE:

COVER SHEET

PROJECT NO.:	FINALS
	DRAWN BY: JCF
	CHECKED BY: MANAGER
	DATE:
PLAN NO. 8007-000	SHEET NO.: A0.0

SHEET LIST	
SHEET#	SHEET NAME
COVER	
A0.0	COVER SHEET
ARCHITECTURAL	
A1.0	FLOOR PLAN
A2.0	ELEVATIONS
A3.0	SCHEDULES
A4.0	SECTIONS
A5.0	FRAMING DETAILS
STRUCTURAL	
S1.0	FOUNDATION PLAN
S2.0	ROOF FRAMING PLAN
S4.0	STRUCTURAL DETAILS

NOTE: WHISPER CREEK LOG HOMES (WCLH) ARE CONSTRUCTED USING NATURAL WOOD PRODUCTS SUBJECT TO DECAY, MAINTENANCE METHODS AND PROCEDURES SET FORTH BY WCLH DOES NOT WARRANTY COMPONENTS INSTALLED LESS THAN 24 INCHES FROM THE GROUND. ANY MATERIAL OR COMPONENTS NOT SPECIFICALLY LISTED IN CONTRACT WITH WCLH ARE TO BE PROVIDED BY THE OWNER CONTRACTOR.

DEFERRED SUBMITTAL ITEMS BY CONTRACTOR

- TRUSS CALCS BY TRUSS MANUFACTURER

AREA SCHEDULE	
NAME	AREA
GARAGE	1196 SF

DESIGN CRITERIA

WCLH DESIGN CRITERIA: A

GOVERNING CODES

2015 INTERNATIONAL BUILDING CODE (IBC)
ASCE/SEI 7-10 MIN DESIGN LOADS FOR BUILDING AND OTHER STRUCTURES

LOADINGS

FLOOR	DEAD LOAD		12 PSF
	LIVE LOAD	40 PSF	
ROOF	DEAD LOAD		15 PSF
	LIVE (SNOW) LOAD		
	GROUND LOAD		39 PSF
	FLAT ROOF		30 PSF
	EXPOSURE FACTOR		Ce= 1.0
	THERMAL FACTOR		
	WARM		Ct= 1.1
	COLD		Ct= 1.1
	IMPORTANCE FACTOR		Is= 1.0

WIND DESIGN

ULTIMATE SPEED	130 MPH
IMPORTANCE FACTOR	Iw= 1.0
EXPOSURE	C

SEISMIC

SEISMIC DESIGN CATEGORY C

FROST DEPTH

18"

SOIL

GEOTECHNICAL STUDY	NOT AVAILABLE FOR DESIGN
ALLOWABLE BEARING	2,500 PSF
SITE CLASS	D

ATTENTION:

1. SITE PLANS: SITE PLANS SHALL BE PREPARED AND SUBMITTED BY THE OWNER CONTRACTOR AS REQ'D BY THE LOCAL JURISDICTION. ITEMS REQUIRED AND SHOWN MAY INCLUDE BUT ARE NOT LIMITED TO; IDENTIFICATION AND LOCATION OF ALL BUILDINGS, EXISTING AND PROPOSED, LABEL ALL EXISTING AND PROPOSED STREETS, EASEMENTS, FLOOD PLAINS AND ADJACENT PROPERTY LINES (FRONT, REAR, & SIDES,).
2. FIRE RESISTIVE CONSTRUCTION: FIRE RESISTIVE CONSTRUCTION AND/OR FIRE SPRINKLER SYSTEMS NOT ADDRESSED ON THESE PLANS AND REQUIRED BY THE LOCAL JURISDICTION AND ADOPTED CODES ARE THE RESPONSIBILITY OF THE OWNER/CONTRACTOR.
3. LATERAL DESIGN: BECAUSE OF THE RANDOM AND UNPREDICTABLE NATURE OF WIND AND EARTHQUAKE LOADING EVEN A RELATIVELY COMPLETE ANALYSIS, METHODOLOGY, AND DESIGN CANNOT ENSURE THAT THERE WILL BE NO DAMAGE TO STRUCTURES DURING MAJOR EVENTS. local ADOPTED CODES ARE BASED ON LIFE SAFETY AND NOT "DAMAGE PROOFING". IT IS EXTREMELY IMPORTANT THAT ATTENTION BE PAID TO THE PLACEMENT OF REINFORCING, HOLDOWN EMBEDS, ETC. IN THE FOUNDATIONS, NAILING OF VERTICAL AND HORIZONTAL SHEATHING (WALLS, FLOORS, AND ROOF) AND TO DETAILING SHOWN ON THE PLANS. PROPER IMPLEMENTATION IS REQUIRED TO ENSURE THE DESIRED DESIGN RESPONSE.
4. MODIFICATIONS: STRUCTURAL MODIFICATIONS TO PLANS, FRAMING AND LOADING (DIMENSIONS, MATERIALS, DETAILS, LOCATION AND/ OR SIZE OF OPENINGS IN WALLS, HOT TUB LOADING, ETC.) FROM THAT SHOWN ON THE WCLH PLANS CAN ALTER THE STRUCTURAL PERFORMANCE AND WILL VOID ANY LIABILITY BY WCLH OR A/EOR, WITHOUT ADDITIONAL REVIEW AND ANALYSIS AND PRIOR WRITTEN APPROVAL. NEW AND RELOCATED LOADS CAN CAUSE EXCESSIVE DEFLECTION AND EVEN STRUCTURAL FAILURE. INCREASING THE SIZE, NUMBER OR LOCATION OF OPENINGS IN SHEAR WALLS CAN VARY THE LOADING ON SHEAR PANELS BEYOND THEIR LOAD CARRYING CAPACITIES. THE OWNER AND CONTRACTOR SHALL CAREFULLY REVIEW PLANS AND SPECIFICATIONS PRIOR TO INITIATION OF CONSTRUCTION.
5. SOILS INVESTIGATION: WHERE REQUIRED BY THE LOCAL SITE CONDITIONS OR JURISDICTION A GEOTECHNICAL INVESTIGATION (SOILS REPORT) SHALL BE PREPARED BY A QUALIFIED PROFESSIONAL AND SUBMITTED TO THE A/EOR BY THE OWNER/CONTRACTOR FOR REVIEW AND INCORPORATED INTO THE DESIGN. WHEN EXPANSIVE OR COLLAPSE SENSITIVE SOILS ARE PRESENT SPECIAL PROVISIONS MAY BE REQUIRED IN THE FOUNDATION DESIGN. ADDITIONAL FEES WILL BE WARRANTED.

5/6/2018 7:54:49 PM E:\Consulting Work\Rocky Mountain Homes\WCLH\Conmer - Elk Ridge\Garage\Conmer Garage_FINALS_4-22-2018.rvt

FILE PATH: E:\Consulting Work\Rocky Mountain Homes\WCLH\Conmer - Elk Ridge\Garage\Conmer Garage_FINALS_4-22-2018.rvt

FLOOR PLAN NOTES

1. CONTRACTOR WILL VERIFY ALL DIMENSIONS & CONDITIONS SHOWN ON THESE PLANS AND W/ BUILDING SITE PRIOR TO COMMENCING ANY WORK ON PROJECT.
2. ALL EXTERIOR WALLS ARE DIMENSIONED TO THE FACE OF SHEATHING OR FOUNDATION. ALL INTERIOR WALLS ARE DIMENSIONED TO THE FACE OF STUDS.
3. THERE SHALL BE A FLOOR OR LANDING ON EACH SIDE OF EXTERIOR DOORS. WIDTH NOT LESS THAN THE DOOR SERVED. MIN DIMENSION 36 INCH MEASURED IN THE DIRECTION OF TRAVEL.

ABBREVIATIONS

O/C	INDICATES BUILDING COMPONENT PROVIDED BY OWNER/CONTRACTOR
WC	INDICATES BUILDING COMPONENT PROVIDED BY WHISPER CREEK LOG HOMES
A/EOR	INDICATES ARCHITECT/ENGINEER OF RECORD

GARAGE NOTES

1. OPENING PROTECTION: DOORS LEADING FROM A DWELLING TO A GARAGE SHALL BE 1-3/8 INCH MIN, SOLID WOOD OR STEEL OR HONEYCOMB CORE STEEL DOORS, OR 20-MINUTE LABELED FIRE-RATED SELF CLOSING, TIGHT FITTING DOORS. DIRECT OPENINGS FROM GARAGE TO SLEEPING ROOMS ARE NOT PERMITTED.
2. FIRE SEPARATION: THE GARAGE SIDE OF INTERIOR WALLS SHALL BE ½ INCH GYPSUM BOARD (5/8 INCH TYPE "X RECOMMENDED AND REQUIRED IN SOME JURISDICTIONS). WHERE THE SEPARATION IS A FLOOR-CEILING ASSEMBY THE STRUCTURE SUPPORTING THE CEILING SUCH AS, BEARING WALLS, COLUMNS AND BEAMS, SHALL BE PROTECTED WITH NOT LESS THAN 5/8 INCH TYPE "X" GYPSUM BOARD, WITH SUPPORTING WALLS ALSO COVERED WITH 5/8 INCH TYPE "X" GYPSUM BOARD.
3. ELECTRICAL PANELS: ELECTRICAL PANELS SHALL NOT PENETRATE THE GARAGE SIDE GYPSUM BOARD MEMBRANE OR SHALL BE WRAPPED WITH 5/8 INCH TYPE "X" GYPSUM BOARD ON THE TOP, BOTTOM, SIDES AND BACK.
4. SLOPED FLOOR: GARAGE FLOORS SHALL BE SLOPED TO DRAIN TO THE GARAGE DOOR.
5. ATTIC ACCESS: WHEN REQUIRED PROVIDE ATTIC ACCESS DOORS (22 INCH X 30 INCH MIN OPENING) WITH A 30 INCH MIN UNOBSTRUCTED HEADROOM. ACCESS DOOR SHALL BE A MIN OF 20 MINUTE RATED WITH LABEL, OR EQUIVALENT CONSTRUCTION WITH POSITIVE LATCH AND HINGE.
6. APPLIANCES IN GARAGE: PROVIDE PROTECTION FROM AUTOMOTIVE IMPACT. APPLIANCES HAVING AN IGNITION SOURCE SHALL BE ELEVATED SUCH THAT THE SOURCE IS NOT LESS THAN 18 INCH ABOVE THE GARAGE FLOOR.
7. PENETRATIONS: PLUMBING PENETRATIONS THOROUGH GARAGE WALL SHALL BE WITH METAL PIPING. INCLUDING WASTE LINES, VACUUM LINES, ETC. AN APPROVED FIRE STOP MATERIAL MUST BE USED. DUCT PENETRATIONS SHALL BE BY MIN 26 GAUGE SHEET METAL, WITH ANY OPENINGS INTO THE GARAGE PROTECTED BY FIRE DAMPERS. NO WINDOWS ARE PERMITTED IN GARAGE FIRE WALL OR IN DOOR BETWEEN THE HOUSE AND GARAGE.
8. ELECTRICAL OUTLETS: FIRE-RESISTIVE WALLS AND PARTITIONS MAY HAVE OPENINGS FOR STEEL ELECTRICAL OUTLET BOXES NOT EXCEEDING 16 SQUARE INCHES IN AREA, PROVIDED THE AGGREGATE AREA OF SUCH OPENINGS IS NOT MORE THAN 100 SQUARE INCHES FOR ANY 100 SQUARE FEET OF WALL OR PARTITION AREA. OUTLET BOXES ON OPPOSITE SIDES OF WALLS AND PARTITIONS SHALL BE SEPARATED BY A HORIZONTAL DISTANCE OF AT LEAST 24 INCHES. ELECTRICAL BOXES IN WALL BETWEEN HOUSE AND GARAGE SHALL BE STEEL OR RATED FOR AT LEAST 1-HOUR CONSTRUCTION BY AN APPROVED TESTING AGENCY.

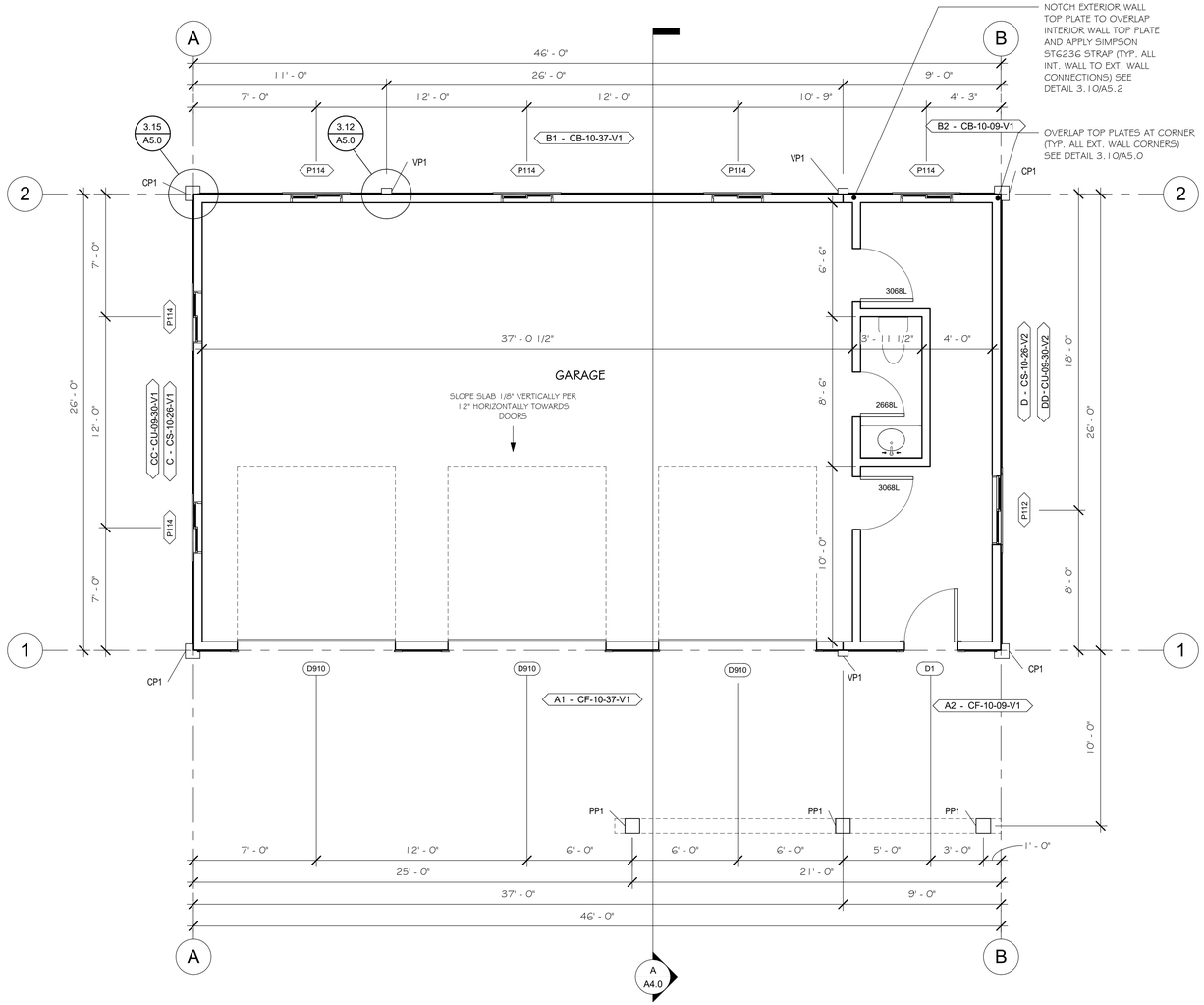

FLOOR PLAN

1/4" = 1'-0"

SHEET TITLE: FLOOR PLAN
PLAN NO.: 8007-000
SHEET NO.: A1.0

Whisper Creek

THESE PLANS, DRAWINGS, AND DESIGNS ARE THE PROPERTY OF WHISPER CREEK LOG HOMES (WCLH). ALL RIGHTS RESERVED AND SHALL NOT BE REPRODUCED OR COPIED WITHOUT THE EXPRESSED WRITTEN CONSENT FROM AN OFFICER OF WCLH. UNDER PENALTY OF PROSECUTION,THESE PLANS ARE RELEASED FOR CONSTRUCTION ON THE SITE DESCRIBED HEREON AND NO OTHER.

THESE DESIGNS AND DETAILS ARE BASED ON MANY YEARS OF CONSTRUCTION, DESIGN, AND ENGINEERING PRACTICE IN NUMEROUS DIVERSE JURISDICTIONS. THE PURPOSE IS TO PROVIDE A BASIS FOR THE DESIGNS INCORPORATED IN WHISPER CREEK LOG HOMES (WCLH). HOWEVER, IT IS THE RESPONSIBILITY OF THE OWNER TO CONSULT WITH ARCHITECT OR ENGINEER OF RECORD (E.O.R.) TO REVIEW AND VERIFY ANY AND ALL OF THE ASSUMPTIONS MADE AND DESIGNS PRESENTED. WCLH MAKES NO WARRANTY OR GUARANTEE AS TO THE FINAL SITE SPECIFIC APPLICABILITY OF THE DESIGN. ANY AND ALL PROPOSED CHANGES BY THE E.O.R. SHALL BE COORDINATED WITH WCLH. ALL CHANGES MUST BE APPROVED IN WRITING BY WCLH. IF APPROVED, ALL CHANGES WILL RESULT IN ADDITIONAL COSTS AND MAY REQUIRE MODIFICATIONS TO THE PLANS AND WALLS.

ARCHITECT/ ENGINEER OF RECORD:

REVISIONS

No.	By:	Date:	

PROJECT NAME: CARRIAGE GARAGE

OWNER:

ADDRESS:

DRAWING TITLE: FLOOR PLAN

PROJECT NO.:
PLAN NO.: 8007-000
FINALS
DRAWN BY: JCF
CHECKED BY: MANAGER
DATE:
SHEET NO.: A1.0

FILE PATH: E:\Consulting Work\Rocky Mountain Homes\WCLH\Corner - Elk Ridge\Garage\Corner Garage_FINALS_4-22-2018.rvt

E:\Consulting Work\Rocky Mountain Homes\WCLH\Corner - Elk Ridge\Garage\Corner Garage_FINALS_4-22-2018.rvt

5/8/2018 7:54:50 PM

ELEVATION NOTES

1. CONTRACTOR WILL VERIFY ANY AND ALL STEPS IN FOOTINGS & FOUNDATION AS REQUIRED BY EXISTING FINISH GRADES.
2. MODIFICATIONS TO THE STRUCTURE MUST BE APPROVED BY THE A/EOR IN WRITING PRIOR TO MAKING ANY CHANGES. GRADES INDICATED ARE APPROXIMATE AND MAY BE MODIFIED SUBJECT TO FINAL SITE CONDITIONS. DRAINAGE AWAY FROM THE STRUCTURE MUST BE MAINTAINED.
3. LOTS SHALL BE GRADED TO DRAW SURFACE WATER AWAY FROM FOUNDATION WALLS. THE GRADE SHALL FALL A MINIMUM OF 6 INCHES WITHIN THE FIRST 10 FEET.
4. CONTRACTOR TO INSTALL SNOW STOPS ON ROOF.

ABBREVIATIONS

O/C	INDICATES BUILDING COMPONENT PROVIDED BY OWNER/CONTRACTOR
WC	INDICATES BUILDING COMPONENT PROVIDED BY WHISPER CREEK LOG HOMES
A/EOR	INDICATES ARCHITECT/ENGINEER OF RECORD

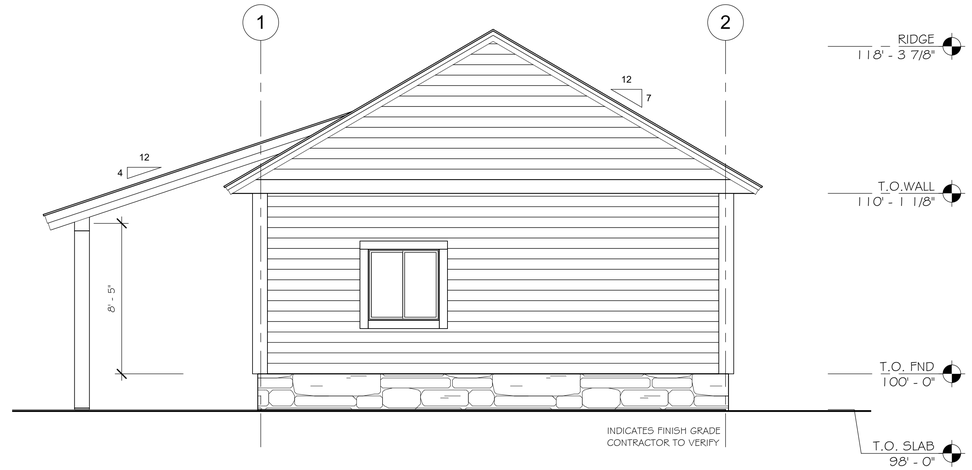

RIGHT ELEVATION

1/4" = 1'-0"



FRONT ELEVATION

1/4" = 1'-0"

LEFT ELEVATION

1/4" = 1'-0"

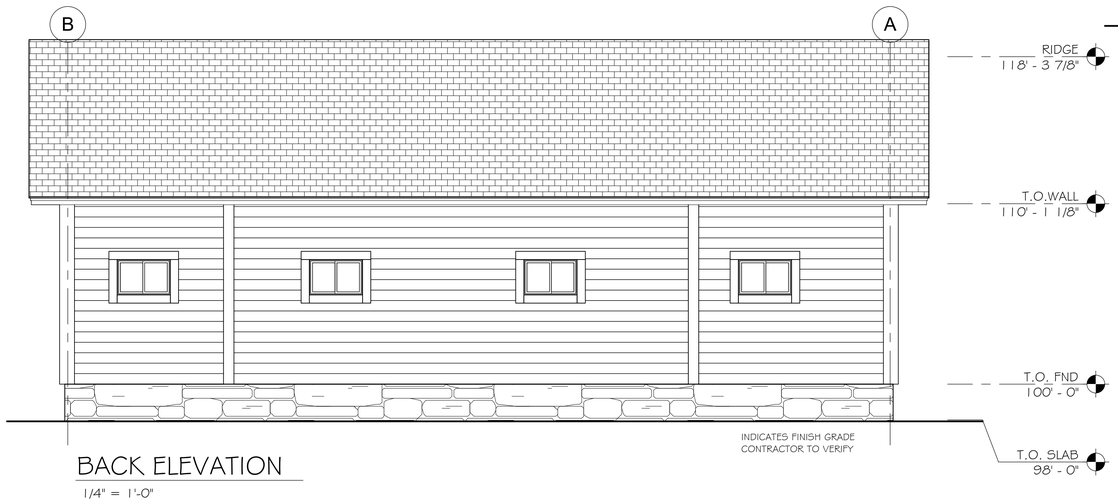

BACK ELEVATION

1/4" = 1'-0"

SHEET TITLE: ELEVATIONS
PLAN NO.: 8007-000
SHEET NO.: A2.0

Whisper Creek

THESE PLANS, DRAWINGS, AND DESIGNS ARE THE PROPERTY OF WHISPER CREEK LOG HOMES (WCLH). ALL RIGHTS RESERVED AND SHALL NOT BE REPRODUCED OR COPIED WITHOUT THE EXPRESSED WRITTEN CONSENT FROM AN OFFICER OF WCLH. UNDER PENALTY OF PROSECUTION,THESE PLANS ARE RELEASED FOR CONSTRUCTION ON THE SITE DESCRIBED HEREON AND NO OTHER.

THESE DESIGNS AND DETAILS ARE BASED ON MANY YEARS OF CONSTRUCTION, DESIGN, AND ENGINEERING PRACTICE IN NUMEROUS DIVERSE JURISDICTIONS. THE PURPOSE IS TO PROVIDE A BASIS FOR THE DESIGNS INCORPORATED IN WHISPER CREEK LOG HOMES (WCLH). HOWEVER, IT IS THE RESPONSIBILITY OF THE OWNER TO CONSULT WITH ARCHITECT OR ENGINEER OF RECORD (E.O.R.) TO REVIEW AND VERIFY ANY AND ALL OF THE ASSUMPTIONS MADE AND DESIGNS PRESENTED. WCLH MAKES NO WARRANTY OR GUARANTEE AS TO THE FINAL SITE SPECIFIC APPLICABILITY OF THE DESIGN. ANY AND ALL PROPOSED CHANGES BY THE E.O.R. SHALL BE COORDINATED WITH WCLH. ALL CHANGES MUST BE APPROVED IN WRITING BY WCLH. IF APPROVED, ALL CHANGES WILL RESULT IN ADDITIONAL COSTS AND MAY REQUIRE MODIFICATIONS TO THE PLANS AND WALLS.

ARCHITECT/ ENGINEER OF RECORD:

REVISIONS

No.	By:	Date:	

PROJECT NAME: CARRIAGE GARAGE

OWNER:

ADDRESS:

DRAWING TITLE: ELEVATIONS

PROJECT NO.: FINALS
DRAWN BY: JCF
CHECKED BY: MANAGER
DATE:
SHEET NO.: A2.0
PLAN NO.: 8007-000

5/6/2018 7:54:53 PM E:\Consulting Work\Rocky Mountain Homes\WCLH\Corner - Elk Ridge\Garage\Corner Garage_FINALS_4-22-2018.rvt

FILE PATH: E:\Consulting Work\Rocky Mountain Homes\WCLH\Corner - Elk Ridge\Garage\Corner Garage_FINALS_4-22-2018.rvt