

Whisper Creek

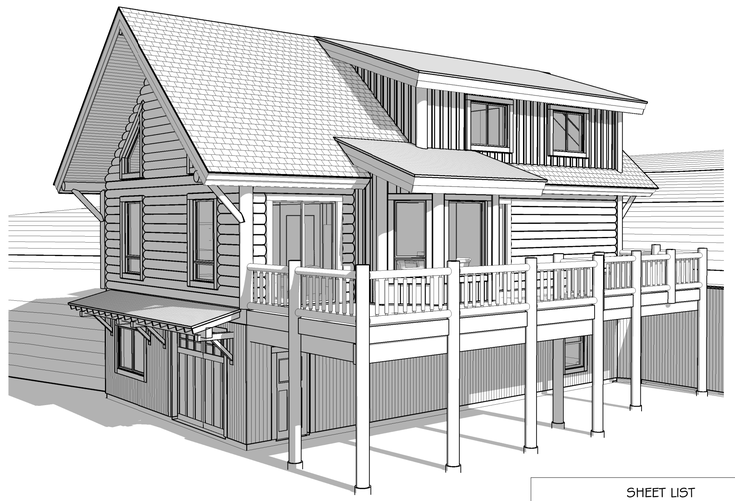

DESIGN CRITERIA

WCLH DESIGN CRITERIA
C

GOVERNING CODES

2015 INTERNATIONAL BUILDING CODE (IBC)
ASCE/SEI 7-10 MIN DESIGN LOADS FOR BUILDING AND OTHER STRUCTURES

LOADINGS

FLOOR	DEAD LOAD		12 PSF
	LIVE LOAD		40 PSF
ROOF	DEAD LOAD		15 PSF
	LIVE (SNOW) LOAD		
	GROUND LOAD		114 PSF
	FLAT ROOF		80 PSF
	EXPOSURE FACTOR		Ce=1.0
	THERMAL FACTOR		
		WARM Ct=1.1	
		COLD Ct=1.1	
	IMPORTANCE FACTOR		Is=1.0

WIND DESIGN

ULTIMATE SPEED	115 MPH
IMPORTANCE FACTOR	Iw=1.0
EXPOSURE	C

SEISMIC

SEISMIC DESIGN CATEGORY	B

FROST DEPTH

30"

SOIL

GEOTECHNICAL STUDY	NOT AVAILABLE FOR DESIGN
ALLOWABLE BEARING	1,500 PSF
SITE CLASS	D

ATTENTION:

1. SITE PLANS: SITE PLANS SHALL BE PREPARED AND SUBMITTED BY THE OWNER CONTRACTOR AS REQ'D BY THE LOCAL JURISDICTION. ITEMS REQUIRED AND SHOWN MAY INCLUDE BUT ARE NOT LIMITED TO; IDENTIFICATION AND LOCATION OF ALL BUILDINGS, EXISTING AND PROPOSED, LABEL ALL EXISTING AND PROPOSED STREETS, EASEMENTS, FLOOD PLAINS AND ADJACENT PROPERTY LINES (FRONT, REAR, & SIDES,).
2. FIRE RESISTIVE CONSTRUCTION: FIRE RESISTIVE CONSTRUCTION AND/OR FIRE SPRINKLER SYSTEMS NOT ADDRESSED ON THESE PLANS AND REQUIRED BY THE LOCAL JURISDICTION AND ADOPTED CODES ARE THE RESPONSIBILITY OF THE OWNER/CONTRACTOR.
3. LATERAL DESIGN: BECAUSE OF THE RANDOM AND UNPREDICTABLE NATURE OF WIND AND EARTHQUAKE LOADING EVEN A RELATIVELY COMPLETE ANALYSIS, METHODOLOGY, AND DESIGN CANNOT ENSURE THAT THERE WILL BE NO DAMAGE TO STRUCTURES DURING MAJOR EVENTS. LOCAL ADOPTED CODES ARE BASED ON LIFE SAFETY AND NOT "DAMAGE PROOFING". IT IS EXTREMELY IMPORTANT THAT ATTENTION BE PAID TO THE PLACEMENT OF REINFORCING, HOLDOWN EMBEDS, ETC. IN THE FOUNDATIONS, NAILING OF VERTICAL AND HORIZONTAL SHEATHING (WALLS, FLOORS, AND ROOF) AND TO DETAILING SHOWN ON THE PLANS. PROPER IMPLEMENTATION IS REQUIRED TO ENSURE THE DESIRED DESIGN RESPONSE.
4. MODIFICATIONS: STRUCTURAL MODIFICATIONS TO PLANS, FRAMING AND LOADING (DIMENSIONS, MATERIALS, DETAILS, LOCATION AND/ OR SIZE OF OPENINGS IN WALLS, HOT TUB LOADING, ETC.) FROM THAT SHOWN ON THE WCLH PLANS CAN ALTER THE STRUCTURAL PERFORMANCE AND WILL VOID ANY LIABILITY BY WCLH OR A/EOR, WITHOUT ADDITIONAL REVIEW AND ANALYSIS AND PRIOR WRITTEN APPROVAL. NEW AND RELOCATED LOADS CAN CAUSE EXCESSIVE DEFLECTION AND EVEN STRUCTURAL FAILURE. INCREASING THE SIZE, NUMBER OR LOCATION OF OPENINGS IN SHEAR WALLS CAN VARY THE LOADING ON SHEAR PANELS BEYOND THEIR LOAD CARRYING CAPACITIES. THE OWNER AND CONTRACTOR SHALL CAREFULLY REVIEW PLANS AND SPECIFICATIONS PRIOR TO INITIATION OF CONSTRUCTION.
5. SOILS INVESTIGATION: WHERE REQUIRED BY THE LOCAL SITE CONDITIONS OR JURISDICTION A GEOTECHNICAL INVESTIGATION (SOILS REPORT) SHALL BE PREPARED BY A QUALIFIED PROFESSIONAL AND SUBMITTED TO THE A/EOR BY THE OWNER/CONTRACTOR FOR REVIEW AND INCORPORATED INTO THE DESIGN. WHEN EXPANSIVE OR COLLAPSE SENSITIVE SOILS ARE PRESENT SPECIAL PROVISIONS MAY BE REQUIRED IN THE FOUNDATION DESIGN. ADDITIONAL FEES WILL BE WARRANTED.

AREA SCHEDULE	
NAME	AREA
HEATED	
BASEMENT	868 SF
MAIN FLOOR	1259 SF
LOFT	701 SF
	2828 SF
NON-HEATED	
GARAGE	330 SF
	330 SF

NOTE: WHISPER CREEK LOG HOMES (WCLH) ARE CONSTRUCTED USING NATURAL WOOD PRODUCTS SUBJECT TO DECAY, MAINTENANCE METHODS AND PROCEDURES SET FORTH BY WCLH DOES NOT WARRANTY COMPONENTS INSTALLED LESS THAN 24 INCHES FROM THE GROUND. ANY MATERIAL OR COMPONENTS NOT SPECIFICALLY LISTED IN CONTRACT WITH WCLH ARE TO BE PROVIDED BY THE OWNER CONTRACTOR.

DEFERRED SUBMITTAL ITEMS BY CONTRACTOR

- TRUSS CALCS BY TRUSS MANUFACTURER

SHEET LIST	
SHEET#	SHEET NAME
COVER	
A0.0	COVER SHEET
ARCHITECTURAL	
A1.0	BASEMENT PLAN
A1.1	MAIN FLOOR PLAN
A1.2	LOFT FLOOR PLAN
A2.0	NORTH & EAST ELEVATION
A2.1	SOUTH & WEST ELEVATION
A3.0	SCHEDULES
A4.0	COMPONENT ISOMETRIC
A5.0	SECTIONS
A5.1	SECTIONS
A5.2	SECTIONS
A6.0	FRAMING DETAILS
A6.1	FRAMING DETAILS
A6.2	FRAMING DETAILS
A6.3	FRAMING DETAILS
A6.4	FRAMING DETAILS
STRUCTURAL	
S1.0	FOUNDATION PLAN
S2.0	MAIN FLOOR FRAMING PLAN
S2.1	LOFT FLOOR FRAMING PLAN
S3.0	ROOF FRAMING PLAN
S4.0	STRUCTURAL DETAILS

SHEET TITLE: COVER SHEET
PLAN NO.: 9010-000
SHEET NO.: A0.0

Whisper Creek

THESE PLANS, DRAWINGS, AND DESIGNS ARE THE PROPERTY OF WHISPER CREEK LOG HOMES (WCLH). ALL RIGHTS RESERVED AND SHALL NOT BE REPRODUCED OR COPIED WITHOUT THE EXPRESSED WRITTEN CONSENT FROM AN OFFICER OF WCLH. UNDER PENALTY OF PROSECUTION,THESE PLANS ARE RELEASED FOR CONSTRUCTION ON THE SITE DESCRIBED HEREON AND NO OTHER.

THESE DESIGNS AND DETAILS ARE BASED ON MANY YEARS OF CONSTRUCTION, DESIGN, AND ENGINEERING PRACTICE IN NUMEROUS DIVERSE JURISDICTIONS. THE PURPOSE IS TO PROVIDE A BASIS FOR THE DESIGNS INCORPORATED IN WHISPER CREEK LOG HOMES (WCLH). HOWEVER, IT IS THE RESPONSIBILITY OF THE OWNER TO CONSULT WITH ARCHITECT OR ENGINEER OF RECORD (E.O.R.) TO REVIEW AND VERIFY ANY AND ALL OF THE ASSUMPTIONS MADE AND DESIGNS PRESENTED. WCLH MAKES NO WARRANTY OR GUARANTEE AS TO THE FINAL SITE SPECIFIC APPLICABILITY OF THE DESIGN. ANY AND ALL PROPOSED CHANGES BY THE E.O.R. SHALL BE COORDINATED WITH WCLH. ALL CHANGES MUST BE APPROVED IN WRITING BY WCLH. IF APPROVED, ALL CHANGES WILL RESULT IN ADDITIONAL COSTS AND MAY REQUIRE MODIFICATIONS TO THE PLANS AND WALLS.

ARCHITECT/ ENGINEER OF RECORD:

REVISIONS

No.	By:	Date:	

PROJECT NAME: CUSTOM HOME

OWNER:

ADDRESS:

DRAWING TITLE: COVER SHEET

PROJECT NO.: FINALS
DRAWN BY: JCF
CHECKED BY: MANAGER
DATE: 5/17/2019 4:26:44 PM
SHEET NO.: A0.0
PLAN NO.: 9010-000

FILE PATH: C:\Users\jerro\Desktop\Berry_Eng\Finals.rvt

5/17/2019 4:26:44 PM C:\Users\jerro\Desktop\Berry_Eng\Finals.rvt

BASEMENT NOTES

1. CONTRACTOR SHALL VERIFY ALL DIMENSIONS & CONDITIONS SHOWN ON THESE PLANS AND W/ BUILDING SITE PRIOR TO COMMENCING ANY WORK ON PROJECT.
2. ALL EXTERIOR WALLS ARE DIMENSIONED TO THE FACE OF SHEATHING OR FOUNDATION. ALL INTERIOR WALLS ARE DIMENSIONED TO THE FACE OF STUDS.
3. PROVIDE WINDOW WELLS AS REQUIRED BY FINISH GRADE. (CONTRACTOR TO VERIFY). SEE WINDOW WELL DETAIL.
4. BASEMENTS ENCLOSING CONDITIONED SPACE SHALL BE INSULATED.
5. UNFINISHED AND FINISHED SPACES SHALL BE SEPARATED BY A DOOR.

ABBREVIATIONS

O/C	INDICATES BUILDING COMPONENT PROVIDED BY OWNER/CONTRACTOR
WC	INDICATES BUILDING COMPONENT PROVIDED BY WHISPER CREEK LOG HOMES
A/EOR	INDICATES ARCHITECT/ENGINEER OF RECORD

GARAGE NOTES

1. OPENING PROTECTION: DOORS LEADING FROM A DWELLING TO A GARAGE SHALL BE 1-3/8 INCH MIN, SOLID WOOD OR STEEL OR HONEYCOMB CORE STEEL DOORS, OR 20-MINUTE LABELED FIRE-RATED SELF CLOSING, TIGHT FITTING DOORS. DIRECT OPENINGS FROM GARAGE TO SLEEPING ROOMS ARE NOT PERMITTED.
2. FIRE SEPARATION: THE GARAGE SIDE OF INTERIOR WALLS SHALL BE ½ INCH GYPSUM BOARD (5/8 INCH TYPE "X RECOMMENDED AND REQUIRED IN SOME JURISDICTIONS). WHERE THE SEPARATION IS A FLOOR-CEILING ASSEMBY THE STRUCTURE SUPPORTING THE CEILING SUCH AS, BEARING WALLS, COLUMNS AND BEAMS, SHALL BE PROTECTED WITH NOT LESS THAN 5/8 INCH TYPE "X" GYPSUM BOARD, WITH SUPPORTING WALLS ALSO COVERED WITH 5/8 INCH TYPE "X" GYPSUM BOARD.
3. ELECTRICAL PANELS: ELECTRICAL PANELS SHALL NOT PENETRATE THE GARAGE SIDE GYPSUM BOARD MEMBRANE OR SHALL BE WRAPPED WITH 5/8 INCH TYPE "X" GYPSUM BOARD ON THE TOP, BOTTOM, SIDES AND BACK.
4. SLOPED FLOOR: GARAGE FLOORS SHALL BE SLOPED TO DRAIN TO THE GARAGE DOOR.
5. ATTIC ACCESS: WHEN REQUIRED PROVIDE ATTIC ACCESS DOORS (22 INCH X 30 INCH MIN OPENING) WITH A 30 INCH MIN UNOBSTRUCTED HEADROOM. ACCESS DOOR SHALL BE A MIN OF 20 MINUTE RATED WITH LABEL, OR EQUIVALENT CONSTRUCTION WITH POSITIVE LATCH AND HINGE.
6. APPLIANCES IN GARAGE: PROVIDE PROTECTION FROM AUTOMOTIVE IMPACT. APPLIANCES HAVING AN IGNITION SOURCE SHALL BE ELEVATED SUCH THAT THE SOURCE IS NOT LESS THAN 18 INCH ABOVE THE GARAGE FLOOR.
7. PENETRATIONS: PLUMBING PENETRATIONS THOROUGH GARAGE WALL SHALL BE WITH METAL PIPING. INCLUDING WASTE LINES, VACUUM LINES, ETC. AN APPROVED FIRE STOP MATERIAL MUST BE USED. DUCT PENETRATIONS SHALL BE BY MIN 26 GAUGE SHEET METAL, WITH ANY OPENINGS INTO THE GARAGE PROTECTED BY FIRE DAMPERS. NO WINDOWS ARE PERMITTED IN GARAGE FIRE WALL OR IN DOOR BETWEEN THE HOUSE AND GARAGE.
8. ELECTRICAL OUTLETS: FIRE-RESISTIVE WALLS AND PARTITIONS MAY HAVE OPENINGS FOR STEEL ELECTRICAL OUTLET BOXES NOT EXCEEDING 16 SQUARE INCHES IN AREA, PROVIDED THE AGGREGATE AREA OF SUCH OPENINGS IS NOT MORE THAN 100 SQUARE INCHES FOR ANY 100 SQUARE FEET OF WALL OR PARTITION AREA. OUTLET BOXES ON OPPOSITE SIDES OF WALLS AND PARTITIONS SHALL BE SEPARATED BY A HORIZONTAL DISTANCE OF AT LEAST 24 INCHES. ELECTRICAL BOXES IN WALL BETWEEN HOUSE AND GARAGE SHALL BE STEEL OR RATED FOR AT LEAST 1-HOUR CONSTRUCTION BY AN APPROVED TESTING AGENCY.

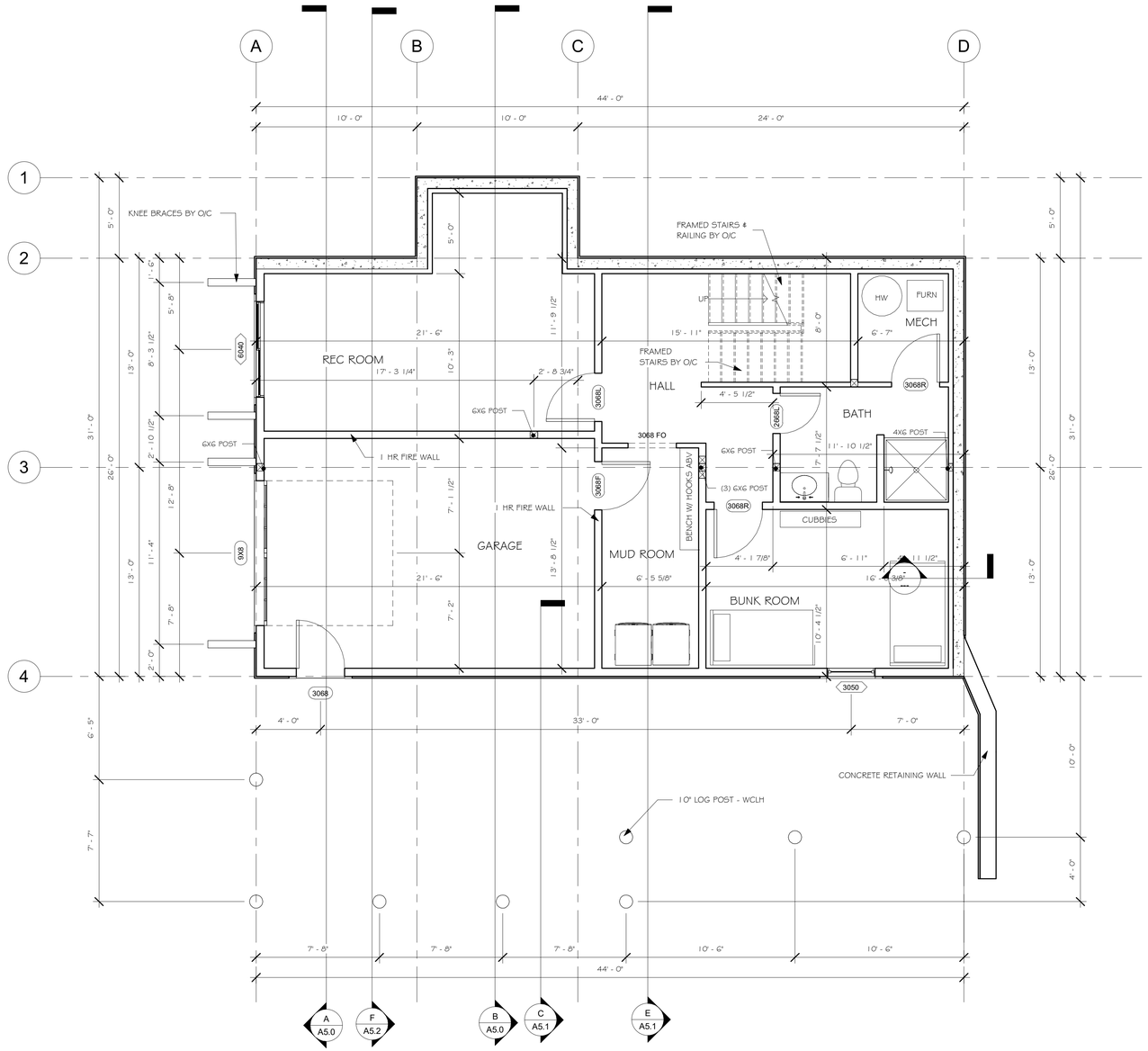

BASEMENT
1/4" = 1'-0"

SHEET TITLE: BASEMENT PLAN
PLAN NO.: 9010-000
SHEET NO.: A1.0

Whisper Creek

THESE PLANS, DRAWINGS, AND DESIGNS ARE THE PROPERTY OF WHISPER CREEK LOG HOMES (WCLH). ALL RIGHTS RESERVED AND SHALL NOT BE REPRODUCED OR COPIED WITHOUT THE EXPRESSED WRITTEN CONSENT FROM AN OFFICER OF WCLH. UNDER PENALTY OF PROSECUTION,THESE PLANS ARE RELEASED FOR CONSTRUCTION ON THE SITE DESCRIBED HEREON AND NO OTHER.

THESE DESIGNS AND DETAILS ARE BASED ON MANY YEARS OF CONSTRUCTION, DESIGN, AND ENGINEERING PRACTICE IN NUMEROUS DIVERSE JURISDICTIONS. THE PURPOSE IS TO PROVIDE A BASIS FOR THE DESIGNS INCORPORATED IN WHISPER CREEK LOG HOMES (WCLH). HOWEVER, IT IS THE RESPONSIBILITY OF THE OWNER TO CONSULT WITH ARCHITECT OR ENGINEER OF RECORD (E.O.R.) TO REVIEW AND VERIFY ANY AND ALL OF THE ASSUMPTIONS MADE AND DESIGNS PRESENTED. WCLH MAKES NO WARRANTY OR GUARANTEE AS TO THE FINAL SITE SPECIFIC APPLICABILITY OF THE DESIGN. ANY AND ALL PROPOSED CHANGES BY THE E.O.R. SHALL BE COORDINATED WITH WCLH. ALL CHANGES MUST BE APPROVED IN WRITING BY WCLH. IF APPROVED, ALL CHANGES WILL RESULT IN ADDITIONAL COSTS AND MAY REQUIRE MODIFICATIONS TO THE PLANS AND WALLS.

ARCHITECT/ ENGINEER OF RECORD:

REVISIONS

No.	By:	Date:	

PROJECT NAME: CUSTOM HOME

OWNER:

ADDRESS:

DRAWING TITLE: BASEMENT PLAN

PROJECT NO.: FINALS
DRAWN BY: JCF
CHECKED BY: MANAGER
DATE: 5/17/2019 4:26:45 PM
SHEET NO.: A1.0
PLAN NO.: 9010-000

FILE PATH: C:\Users\jenct\Desktop\Berry_EngFinals.rvt

C:\Users\jenct\Desktop\Berry_EngFinals.rvt
5/17/2019 4:26:45 PM

FLOOR PLAN NOTES

1. CONTRACTOR WILL VERIFY ALL DIMENSIONS & CONDITIONS SHOWN ON THESE PLANS AND W/ BUILDING SITE PRIOR TO COMMENCING ANY WORK ON PROJECT.
2. ALL EXTERIOR WALLS ARE DIMENSIONED TO THE FACE OF SHEATHING OR FOUNDATION. ALL INTERIOR WALLS ARE DIMENSIONED TO THE FACE OF STUDS.
3. THERE SHALL BE A FLOOR OR LANDING ON EACH SIDE OF EXTERIOR DOORS. WIDTH NOT LESS THAN THE DOOR SERVED. MIN DIMENSION 36 INCH MEASURED IN THE DIRECTION OF TRAVEL. LANDINGS OR FINISHED FLOORS AT THE REQUIRED EGRESS DOOR SHALL NOT BE MORE THAN 1 1/2" LOWER THAN TOP OF THRESHOLD ON THE EXTERIOR SIDE. IT SHALL NOT BE LOWER THAN 7 3/4" FROM TIP OF THRESHOLD, PROVIDED THE DOOR DOES NOT SWING OVER LANDING OR FLOOR.

ABBREVIATIONS

O/C	INDICATES BUILDING COMPONENT PROVIDED BY OWNER/CONTRACTOR
WC	INDICATES BUILDING COMPONENT PROVIDED BY WHISPER CREEK LOG HOMES
A/EOR	INDICATES ARCHITECT/ENGINEER OF RECORD

GUARDRAIL NOTES:

1. 36" (MIN) HIGH GUARDRAILS ARE REQUIRED FOR UNENCLOSED FLOOR AND ROOF OPENINGS, OPEN AND GLAZED SIDES OF STAIRWAYS, LANDINGS, DECKS, RAMPS, AND PORCHES, WHICH ARE MORE THAN 30 INCHES ABOVE GRADE OR A FLOOR OR OTHER SURFACE BELOW.
2. OPEN GUARDRAILS SHALL HAVE INTERMEDIATE RAIL SPACING OR PATTERN SUCH THAT A 4-INCH SPHERE CANNOT PASS THROUGH AND THE TRIANGULAR AREA FORMED BY TREAD, RISER AND GUARDRAIL SO THAT 6-INCH SPHERE CANNOT PASS THROUGH

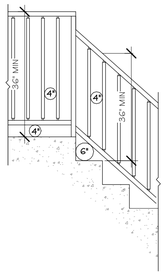

HANDRAIL NOTES:

1. RESIDENTIAL STAIRS REQUIRE HANDRAILS ON A MINIMUM OF ONE SIDE.
2. HANDRAIL SHALL BE CONTINUOUS THE FULL LENGTH OF THE STAIRS WITH ENDS RETURNED TO NEWEL POST OR WALL.
3. THE HANDGRIP PORTION OF THE HANDRAILS SHALL NOT BE LESS THAN 1 1/4" INCHES AND NOT GREATER THAN 2" IN CROSS-SECTIONAL DIMENSION OR THE SHAPE SHALL PROVIDE AN EQUIVALENT GRIPPING SURFACE. THE HANDGRIP PORTION OF THE HANDRAILS SHALL HAVE A SMOOTH SURFACE WITH NO SHARP CORNERS. HANDRAILS PROJECTION FROM A WALL SHALL HAVE A SPACE OF NOT LESS THAN 1 1/2 INCHES BETWEEN THE HANDRAIL AND ANY ABUTTING CONSTRUCTION SO AS TO AVOID INJURY TO FINGERS.

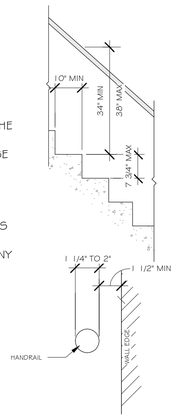

STAIRWAY NOTES:

1. STAIRWAYS SHALL NOT BE LESS THAN 36 INCHES IN WIDTH.
2. THE RISE OF STEPS SHALL NOT BE LESS THAN 4 INCHES OR GREATER THAN 7-3/4 INCHES. THE GREATEST RISER HEIGHT WITHIN ANY FLIGHT OF STAIRS SHALL NOT EXCEED THE SMALLEST BY MORE THAN 3/8 INCH.
3. THE RUN SHALL NOT BE LESS THAN 10 INCHES AS MEASURED HORIZONTALLY BETWEEN THE VERTICAL PLANES OF THE FURTHER MOST PROJECTION OF ADJACENT TREADS. THE LARGEST TREAD RUN WITHIN ANY FLIGHT OF STAIRS SHALL NOT EXCEED THE SMALLEST BY 3/8 INCH.
4. WINDER TREADS SHALL HAVE A MINIMUM OF TREAD DEPTH OF 10" MEASURED AT A POINT 12" FROM THE NARROW SIDE OF THE TREAD, AND HAVE A MINIMUM DEPTH OF 6". WITHIN ANY FLIGHT OF STAIRS THE GREATEST WINDER TREAD DEPTH AT THE 12" WALK LINE SHALL NOT EXCEED THE SMALLEST BY MORE THAN 3/8".

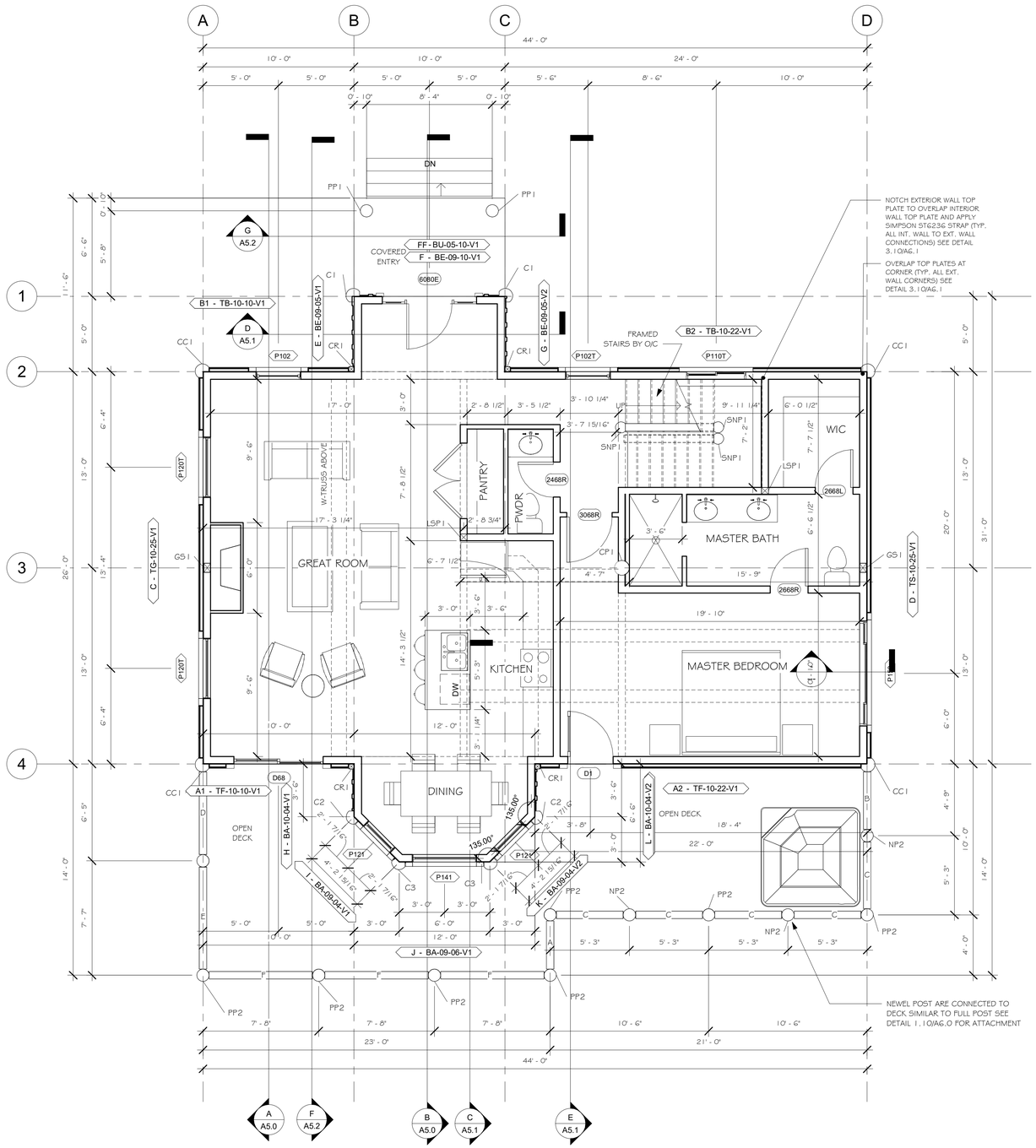

MAIN FLOOR

1/4" = 1'-0"

SHEET TITLE: MAIN FLOOR PLAN

PLAN NO.: 9010-000

SHEET NO.: A1.1

Whisper Creek

THESE PLANS, DRAWINGS, AND DESIGNS ARE THE PROPERTY OF WHISPER CREEK LOG HOMES (WCLH). ALL RIGHTS RESERVED AND SHALL NOT BE REPRODUCED OR COPIED WITHOUT THE EXPRESSED WRITTEN CONSENT FROM AN OFFICER OF WCLH. UNDER PENALTY OF PROSECUTION,THESE PLANS ARE RELEASED FOR CONSTRUCTION ON THE SITE DESCRIBED HEREON AND NO OTHER.

THESE DESIGNS AND DETAILS ARE BASED ON MANY YEARS OF CONSTRUCTION, DESIGN, AND ENGINEERING PRACTICE IN NUMEROUS DIVERSE JURISDICTIONS. THE PURPOSE IS TO PROVIDE A BASIS FOR THE DESIGNS INCORPORATED IN WHISPER CREEK LOG HOMES (WCLH). HOWEVER, IT IS THE RESPONSIBILITY OF THE OWNER TO CONSULT WITH ARCHITECT OR ENGINEER OF RECORD (E.O.R.) TO REVIEW AND VERIFY ANY AND ALL OF THE ASSUMPTIONS MADE AND DESIGNS PRESENTED. WCLH MAKES NO WARRANTY OR GUARANTEE AS TO THE FINAL SITE SPECIFIC APPLICABILITY OF THE DESIGN. ANY AND ALL PROPOSED CHANGES BY THE E.O.R. SHALL BE COORDINATED WITH WCLH. ALL CHANGES MUST BE APPROVED IN WRITING BY WCLH. IF APPROVED, ALL CHANGES WILL RESULT IN ADDITIONAL COSTS AND MAY REQUIRE MODIFICATIONS TO THE PLANS AND WALLS.

ARCHITECT/ ENGINEER OF RECORD:

REVISIONS

No.	By:	Date:	

PROJECT NAME: CUSTOM HOME

OWNER:

ADDRESS:

DRAWING TITLE: MAIN FLOOR PLAN

PROJECT NO.: FINALS

DRAWN BY: JCF

CHECKED BY: MANAGER

DATE: 5/17/2019 4:26:47 PM

SHEET NO.: A1.1

PLAN NO.: 9010-000

FILE PATH: C:\Users\jerod\Desktop\Berry_EngFinals.rvt

5/17/2019 4:26:47 PM C:\Users\jerod\Desktop\Berry_EngFinals.rvt

FLOOR PLAN NOTES

1. CONTRACTOR WILL VERIFY ALL DIMENSIONS & CONDITIONS SHOWN ON THESE PLANS AND W/ BUILDING SITE PRIOR TO COMMENCING ANY WORK ON PROJECT.
2. ALL EXTERIOR WALLS ARE DIMENSIONED TO THE FACE OF SHEATHING OR FOUNDATION. ALL INTERIOR WALLS ARE DIMENSIONED TO THE FACE OF STUDS.
3. THERE SHALL BE A FLOOR OR LANDING ON EACH SIDE OF EXTERIOR DOORS. WIDTH NOT LESS THAN THE DOOR SERVED. MIN DIMENSION 36 INCH MEASURED IN THE DIRECTION OF TRAVEL. LANDINGS OR FINISHED FLOORS AT THE REQUIRED EGRESS DOOR SHALL NOT BE MORE THAN 1 1/2" LOWER THAN TOP OF THRESHOLD ON THE EXTERIOR SIDE. IT SHALL NOT BE LOWER THAN 7 3/4" FROM TIP OF THRESHOLD, PROVIDED THE DOOR DOES NOT SWING OVER LANDING OR FLOOR.

ABBREVIATIONS

O/C	INDICATES BUILDING COMPONENT PROVIDED BY OWNER/CONTRACTOR
WC	INDICATES BUILDING COMPONENT PROVIDED BY WHISPER CREEK LOG HOMES
A/EOR	INDICATES ARCHITECT/ENGINEER OF RECORD

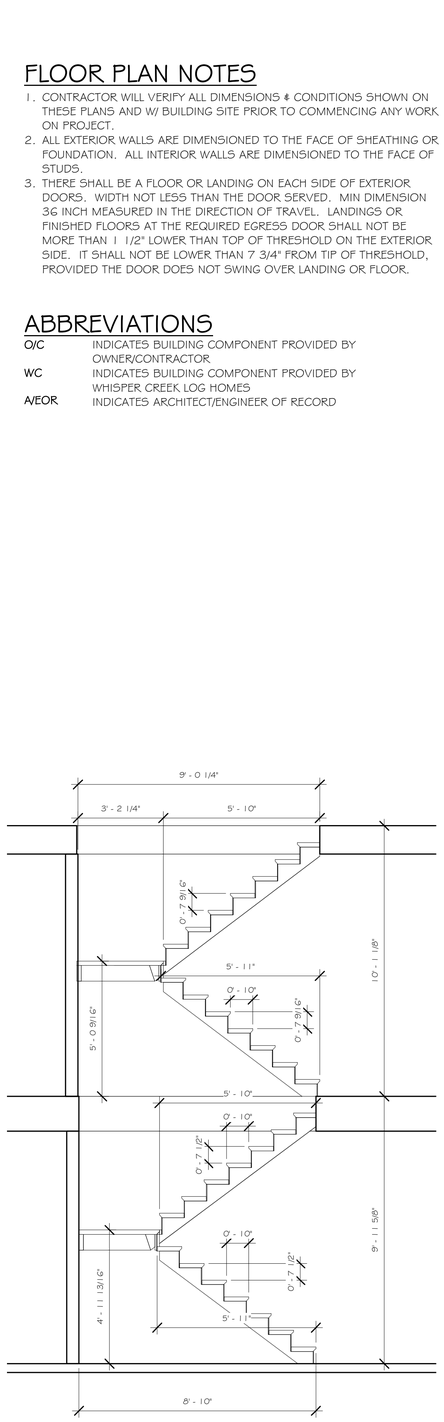

STAIR SECTION

3/8" = 1'-0"

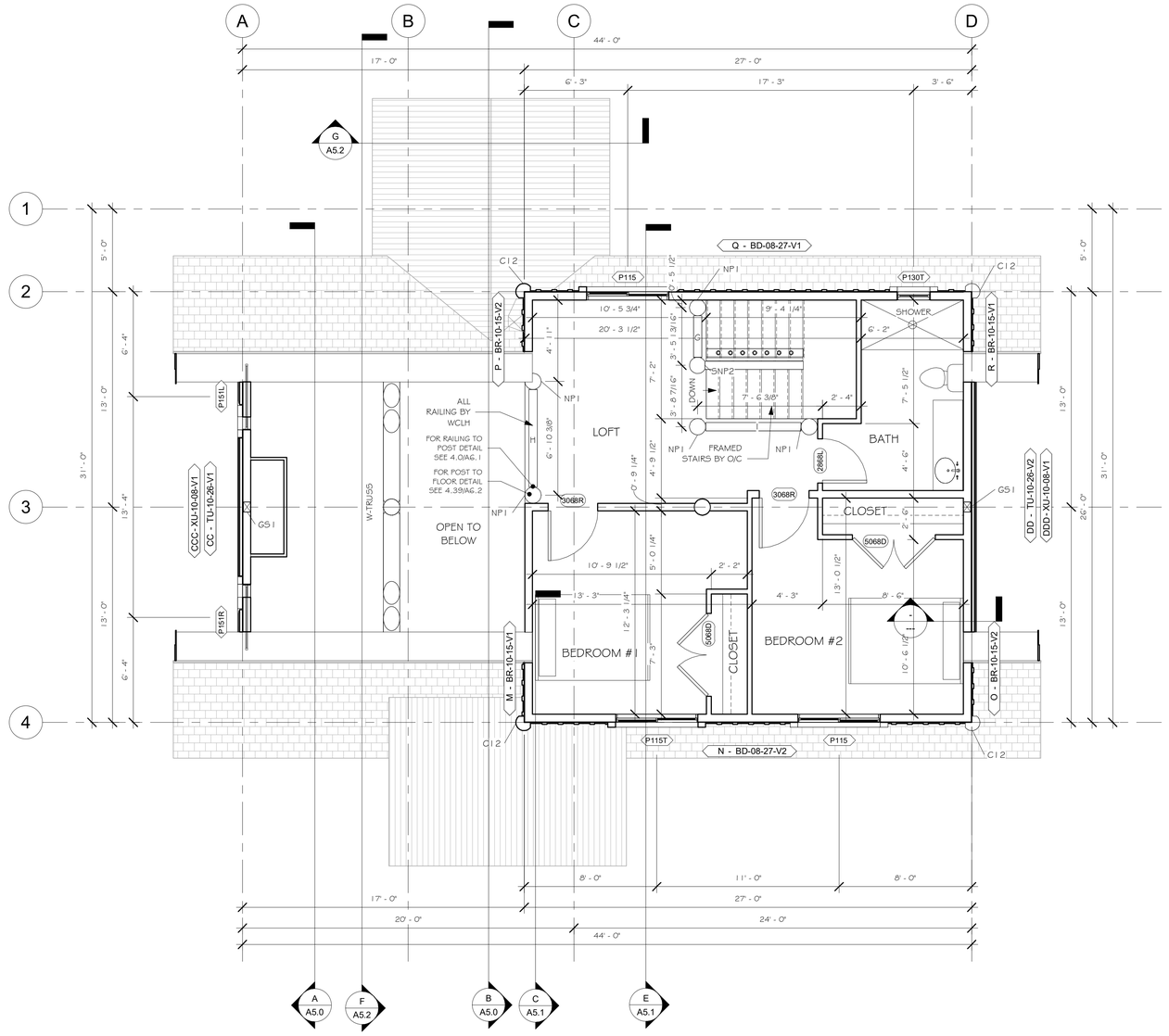

LOFT

1/4" = 1'-0"

SHEET TITLE: LOFT FLOOR PLAN
PLAN NO.: 9010-000
SHEET NO.: A1.2

Whisper Creek

THESE PLANS, DRAWINGS, AND DESIGNS ARE THE PROPERTY OF WHISPER CREEK LOG HOMES (WCLH). ALL RIGHTS RESERVED AND SHALL NOT BE REPRODUCED OR COPIED WITHOUT THE EXPRESSED WRITTEN CONSENT FROM AN OFFICER OF WCLH. UNDER PENALTY OF PROSECUTION,THESE PLANS ARE RELEASED FOR CONSTRUCTION ON THE SITE DESCRIBED HEREON AND NO OTHER.

THESE DESIGNS AND DETAILS ARE BASED ON MANY YEARS OF CONSTRUCTION, DESIGN, AND ENGINEERING PRACTICE IN NUMEROUS DIVERSE JURISDICTIONS. THE PURPOSE IS TO PROVIDE A BASIS FOR THE DESIGNS INCORPORATED IN WHISPER CREEK LOG HOMES (WCLH). HOWEVER, IT IS THE RESPONSIBILITY OF THE OWNER TO CONSULT WITH ARCHITECT OR ENGINEER OF RECORD (E.O.R.) TO REVIEW AND VERIFY ANY AND ALL OF THE ASSUMPTIONS MADE AND DESIGNS PRESENTED. WCLH MAKES NO WARRANTY OR GUARANTEE AS TO THE FINAL SITE SPECIFIC APPLICABILITY OF THE DESIGN. ANY AND ALL PROPOSED CHANGES BY THE E.O.R. SHALL BE COORDINATED WITH WCLH. ALL CHANGES MUST BE APPROVED IN WRITING BY WCLH. IF APPROVED, ALL CHANGES WILL RESULT IN ADDITIONAL COSTS AND MAY REQUIRE MODIFICATIONS TO THE PLANS AND WALLS.

ARCHITECT/ ENGINEER OF RECORD:

REVISIONS

No.	By:	Date:	

PROJECT NAME: CUSTOM HOME

OWNER:

ADDRESS:

DRAWING TITLE: LOFT FLOOR PLAN

PROJECT NO.: FINALS
DRAWN BY: JCF
CHECKED BY: MANAGER
DATE: 5/17/2019 4:26:49 PM
SHEET NO.: A1.2
PLAN NO.: 9010-000

FILE PATH: C:\Users\jerod\Desktop\Berry_EngFinals.rvt

5/17/2019 4:26:49 PM C:\Users\jerod\Desktop\Berry_EngFinals.rvt

ELEVATION NOTES

1. CONTRACTOR WILL VERIFY ANY AND ALL STEPS IN FOOTINGS & FOUNDATION AS REQUIRED BY EXISTING FINISH GRADES.
2. MODIFICATIONS TO THE STRUCTURE MUST BE APPROVED BY THE A/EOR IN WRITING PRIOR TO MAKING ANY CHANGES. GRADES INDICATED ARE APPROXIMATE AND MAY BE MODIFIED SUBJECT TO FINAL SITE CONDITIONS. DRAINAGE AWAY FROM THE STRUCTURE MUST BE MAINTAINED.
3. LOTS SHALL BE GRADED TO DRAW SURFACE WATER AWAY FROM FOUNDATION WALLS. THE GRADE SHALL FALL A MINIMUM OF 6 INCHES WITHIN THE FIRST 10 FEET.
4. CONTRACTOR TO INSTALL SNOW STOPS ON ROOF.

ABBREVIATIONS

O/C	INDICATES BUILDING COMPONENT PROVIDED BY OWNER/CONTRACTOR
WC	INDICATES BUILDING COMPONENT PROVIDED BY WHISPER CREEK LOG HOMES
A/EOR	INDICATES ARCHITECT/ENGINEER OF RECORD



EAST ELEVATION

1/4" = 1'-0"

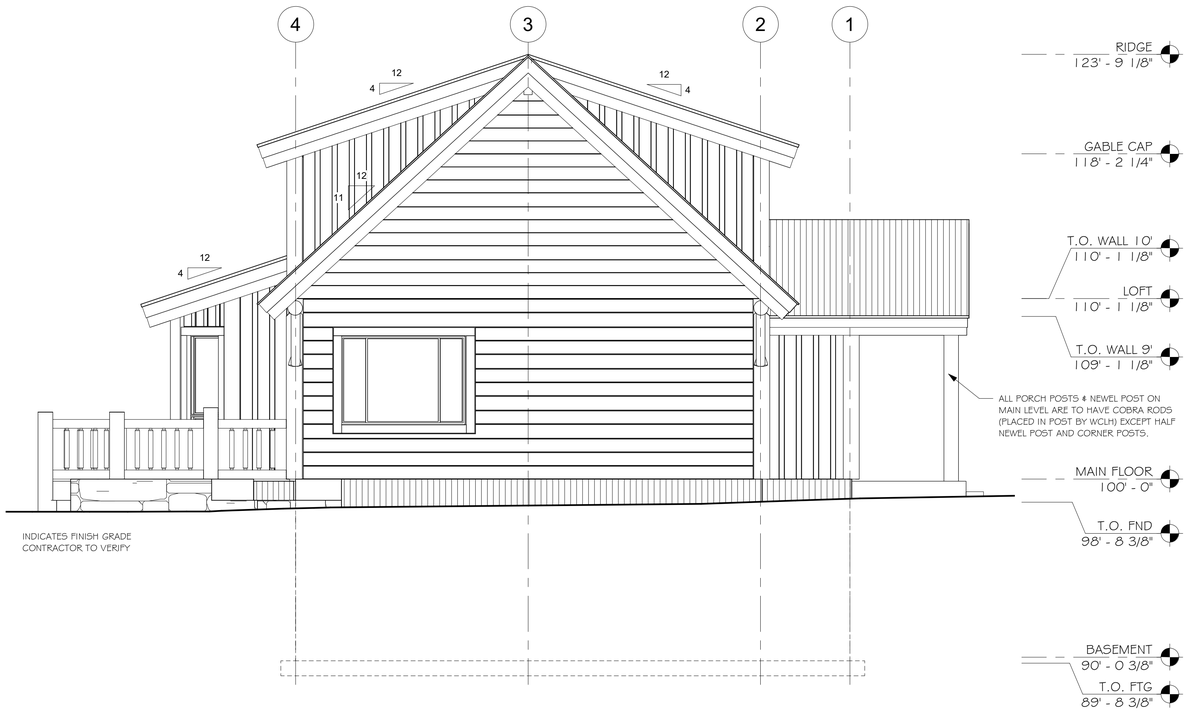

NORTH ELEVATION

1/4" = 1'-0"

SHEET TITLE: NORTH & EAST ELEVATION

PLAN NO.: 9010-000

SHEET NO.: A2.0

Whisper Creek

THESE PLANS, DRAWINGS, AND DESIGNS ARE THE PROPERTY OF WHISPER CREEK LOG HOMES (WCLH). ALL RIGHTS RESERVED AND SHALL NOT BE REPRODUCED OR COPIED WITHOUT THE EXPRESSED WRITTEN CONSENT FROM AN OFFICER OF WCLH. UNDER PENALTY OF PROSECUTION,THESE PLANS ARE RELEASED FOR CONSTRUCTION ON THE SITE DESCRIBED HEREON AND NO OTHER.

THESE DESIGNS AND DETAILS ARE BASED ON MANY YEARS OF CONSTRUCTION, DESIGN, AND ENGINEERING PRACTICE IN NUMEROUS DIVERSE JURISDICTIONS. THE PURPOSE IS TO PROVIDE A BASIS FOR THE DESIGNS INCORPORATED IN WHISPER CREEK LOG HOMES (WCLH). HOWEVER, IT IS THE RESPONSIBILITY OF THE OWNER TO CONSULT WITH ARCHITECT OR ENGINEER OF RECORD (E.O.R.) TO REVIEW AND VERIFY ANY AND ALL OF THE ASSUMPTIONS MADE AND DESIGNS PRESENTED. WCLH MAKES NO WARRANTY OR GUARANTEE AS TO THE FINAL SITE SPECIFIC APPLICABILITY OF THE DESIGN. ANY AND ALL PROPOSED CHANGES BY THE E.O.R. SHALL BE COORDINATED WITH WCLH. ALL CHANGES MUST BE APPROVED IN WRITING BY WCLH. IF APPROVED, ALL CHANGES WILL RESULT IN ADDITIONAL COSTS AND MAY REQUIRE MODIFICATIONS TO THE PLANS AND WALLS.

ARCHITECT/ ENGINEER OF RECORD:

REVISIONS

No.	By:	Date:	

PROJECT NAME: CUSTOM HOME

OWNER:

ADDRESS:

DRAWING TITLE: NORTH & EAST ELEVATION

PROJECT NO.:

FINALS

DRAWN BY: JCF

CHECKED BY: MANAGER

DATE: 5/17/2019 4:26:50 PM

SHEET NO.: A2.0

PLAN NO.: 9010-000

FILE PATH: C:\Users\jenn\Desktop\Berry_EngFinals.rvt

5/17/2019 4:26:50 PM C:\Users\jenn\Desktop\Berry_EngFinals.rvt

ELEVATION NOTES

1. CONTRACTOR WILL VERIFY ANY AND ALL STEPS IN FOOTINGS & FOUNDATION AS REQUIRED BY EXISTING FINISH GRADES.
2. MODIFICATIONS TO THE STRUCTURE MUST BE APPROVED BY THE A/EOR IN WRITING PRIOR TO MAKING ANY CHANGES. GRADES INDICATED ARE APPROXIMATE AND MAY BE MODIFIED SUBJECT TO FINAL SITE CONDITIONS. DRAINAGE AWAY FROM THE STRUCTURE MUST BE MAINTAINED.
3. LOTS SHALL BE GRADED TO DRAW SURFACE WATER AWAY FROM FOUNDATION WALLS. THE GRADE SHALL FALL A MINIMUM OF 6 INCHES WITHIN THE FIRST 10 FEET.
4. CONTRACTOR TO INSTALL SNOW STOPS ON ROOF.

ABBREVIATIONS

O/C	INDICATES BUILDING COMPONENT PROVIDED BY OWNER/CONTRACTOR
WC	INDICATES BUILDING COMPONENT PROVIDED BY WHISPER CREEK LOG HOMES
A/EOR	INDICATES ARCHITECT/ENGINEER OF RECORD

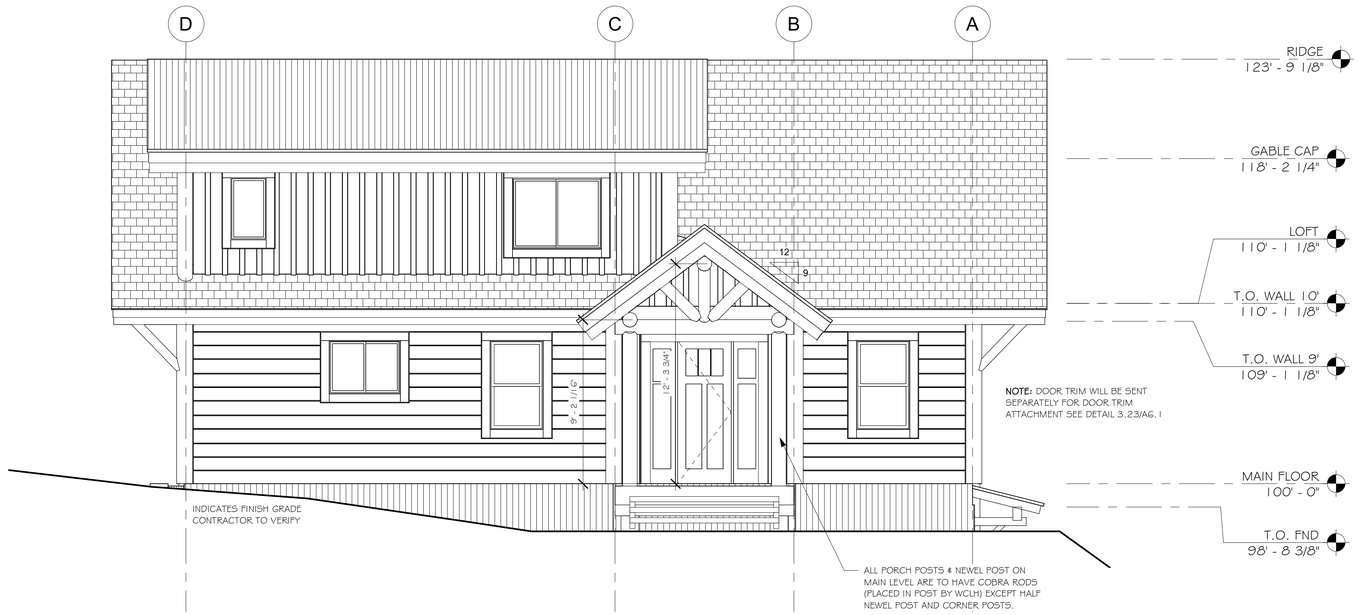

WEST ELEVATION

1/4" = 1'-0"

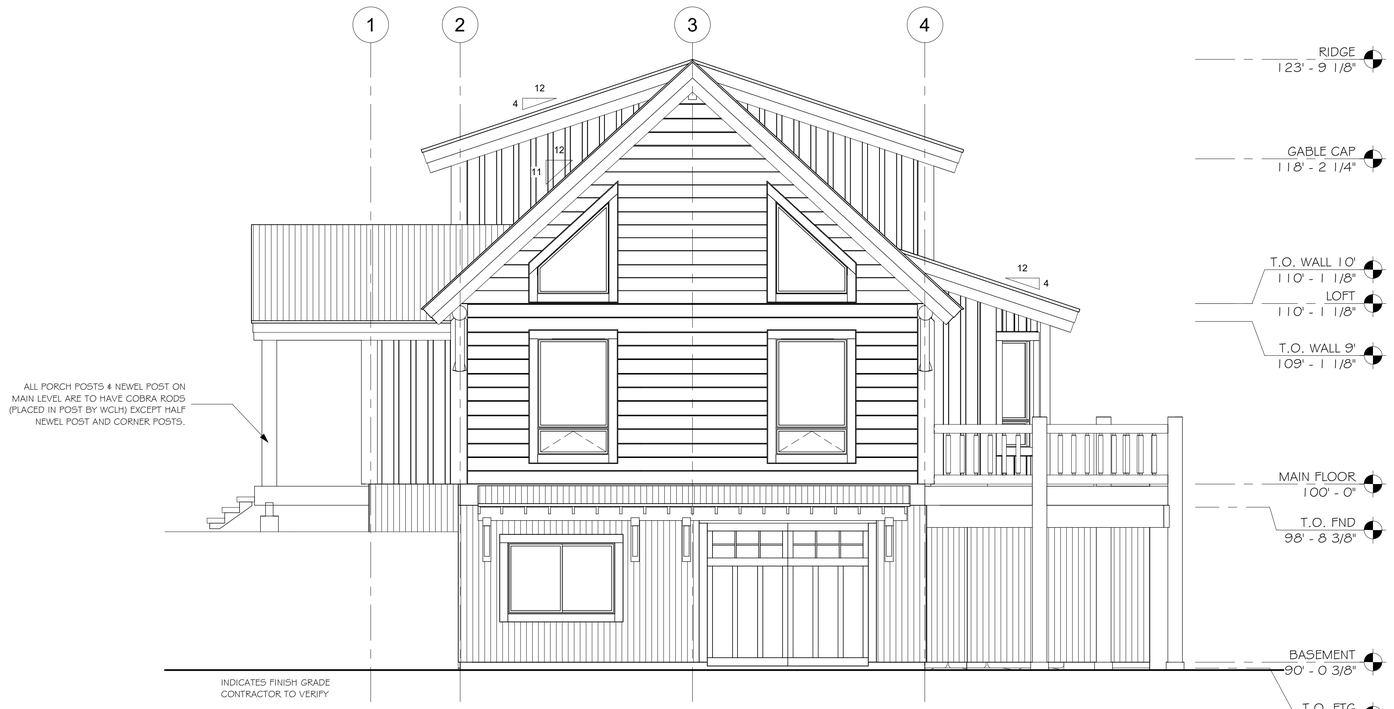

SOUTH ELEVATION

1/4" = 1'-0"

SHEET TITLE: SOUTH & WEST ELEVATION

PLAN NO.: 9010-000

SHEET NO.: A2.1

Whisper Creek

THESE PLANS, DRAWINGS, AND DESIGNS ARE THE PROPERTY OF WHISPER CREEK LOG HOMES (WCLH). ALL RIGHTS RESERVED AND SHALL NOT BE REPRODUCED OR COPIED WITHOUT THE EXPRESSED WRITTEN CONSENT FROM AN OFFICER OF WCLH. UNDER PENALTY OF PROSECUTION,THESE PLANS ARE RELEASED FOR CONSTRUCTION ON THE SITE DESCRIBED HEREON AND NO OTHER.

THESE DESIGNS AND DETAILS ARE BASED ON MANY YEARS OF CONSTRUCTION, DESIGN, AND ENGINEERING PRACTICE IN NUMEROUS DIVERSE JURISDICTIONS. THE PURPOSE IS TO PROVIDE A BASIS FOR THE DESIGNS INCORPORATED IN WHISPER CREEK LOG HOMES (WCLH). HOWEVER, IT IS THE RESPONSIBILITY OF THE OWNER TO CONSULT WITH ARCHITECT OR ENGINEER OF RECORD (E.O.R.) TO REVIEW AND VERIFY ANY AND ALL OF THE ASSUMPTIONS MADE AND DESIGNS PRESENTED. WCLH MAKES NO WARRANTY OR GUARANTEE AS TO THE FINAL SITE SPECIFIC APPLICABILITY OF THE DESIGN. ANY AND ALL PROPOSED CHANGES BY THE E.O.R. SHALL BE COORDINATED WITH WCLH. ALL CHANGES MUST BE APPROVED IN WRITING BY WCLH. IF APPROVED, ALL CHANGES WILL RESULT IN ADDITIONAL COSTS AND MAY REQUIRE MODIFICATIONS TO THE PLANS AND WALLS.

ARCHITECT/ ENGINEER OF RECORD:

REVISIONS

No.	By:	Date:	

PROJECT NAME: **CUSTOM HOME**

OWNER:

ADDRESS:

DRAWING TITLE: **SOUTH & WEST ELEVATION**

PROJECT NO.: FINALS

DRAWN BY: JCF

CHECKED BY: MANAGER

DATE: 5/17/2019 4:26:51 PM

SHEET NO.: A2.1

PLAN NO.: 9010-000

FILE PATH: C:\Users\jerot\Desktop\Berry_EngFinals.rvt

5/17/2019 4:26:51 PM C:\Users\jerot\Desktop\Berry_EngFinals.rvt

COMPONENT SCHEDULE			
ITEM #	COUNT	LENGTH	DESCRIPTION
ATTACHMENT WALL CORNER			
CR1	4	10' - 1 1/8"	4X4 ROUGH SAWN TIMBER
CANTILEVER CORNER			
CC1	4	9' - 3 9/16"	12IN DIA LOG POST w/ 10IN DIA PURLIN ARM & 6IN DIA KNEE BRACE
CENTER POST			
CP1	1	8' - 0 1/2"	12" DIA LOG POST
CP2	1	12' - 5 1/8"	12IN DIA LOG POST
CORNER POST			
C1	2	9' - 4 1/2"	12" DIA LOG POST w/ PIE CUT - PITCH CUT TOP.
C12	4	6' - 9 13/16"	6' 5 5/8" X 12" DIA PITCH CUT ON EACH END
GABLE ENTRY			
GB1	1	10' - 0"	10IN DIA LOG BEAM w/ FLAT CUT
GRB1	1	6' - 6"	10IN DIA LOG BEAM W/ 2 FLAT CUTS
GRP1	1	7' - 0"	10IN DIA LOG BEAM w/ FLAT CUT
GRP2	1	7' - 0"	10IN DIA LOG BEAM w/ FLAT CUT
LOFT PURLIN			
LP1	3	9' - 11"	12IN DIA LOG BEAM w/ FLAT CUT
LP2	2	15' - 5 1/4"	12IN DIA LOG BEAM w/ FLAT CUT
LOFT SUPPORT BEAM			
LSB1	1	10' - 5 1/4"	5 1/2" X 12" GLB
LSB2	1	14' - 6"	5 1/2" X 12" GLB
LSB3	2	12' - 10 1/2"	5 1/2" X 12" GLB
LSB4	1	8' - 0"	5 1/2" X 12" GLB
LSB5	1	10' - 0"	5 1/2" X 12" GLB
LSB6	1	12' - 0"	5 1/2" X 12" GLB
LOFT SUPPORT POST			
LSP1	2	8' - 0 1/2"	6X6 POST
NEWEL POST			
NP1	5	4' - 0"	12IN DIA LOG POST
NP2	3	4' - 11 1/4"	12IN DIA LOG POST

WCLH STANDARD TIMBER FRAMED STAIRS INCLUDED WITH PACKAGE

ONLY COMPONENTS INCLUDED IN WCLH PACKAGE ARE SHOWN

COMPONENT SCHEDULE			
ITEM #	COUNT	LENGTH	DESCRIPTION
NEWEL POST - STAIR			
SNP1	3	5' - 0"	9IN LOG POST W/ FLAT CUT
SNP2	1	4' - 0"	12IN LOG POST W/ FLAT CUT
PORCH POST			
PP2	8	13' - 8 5/8"	10IN DIA LOG POST
PROW CORNER POST			
C2	2	10' - 4"	12" DIA LOG POST W/ 135 DEGREE PIE CUT
C3	2	9' - 4"	12" DIA LOG POST W/ 135 DEGREE PIE CUT
PURLIN SUPPORT POST			
GP1	1	3' - 0 1/16"	12IN DIA LOG POST w/ TOP AND BOTTOM NOTCHED
RIDGE BEAM			
RB1	1	13' - 0"	5 1/2" X 21" GLULAM BEAM, 24F-V8
RB2	1	18' - 9"	5 1/2" X 21" GLULAM BEAM, 24F-V4
RB3	1	20' - 3"	5 1/2" X 21" GLULAM BEAM, 24F-V8
ROOF SUPPORT POST			
GS1	2	21' - 6 1/16"	5 1/4" X 7 1/4" PARALLAM
W TRUSS			
BC1	1	25' - 10"	
KP1	1	10' - 2 1/2"	12" DIA LOG KING POST
QP1	2	7' - 6"	12" DIA LOG QUEEN POST
TC1	2	17' - 0"	12" DIA LOG TOP CHORD

BRACKET SCHEDULE		
BRACKET #	COUNT	DESCRIPTION
BK2	10	LOFT PURLIN SADDLE
BK5	2	CENTER POST TO RIDGE BEAM
BK12	2	LOFT SUPPORT BEAM SADDLE
BK55	(2) SET OF 4	ANGLED RAIL BRACKET
BK56X	(12) SET OF 4	STRAIGHT RAIL BRACKET

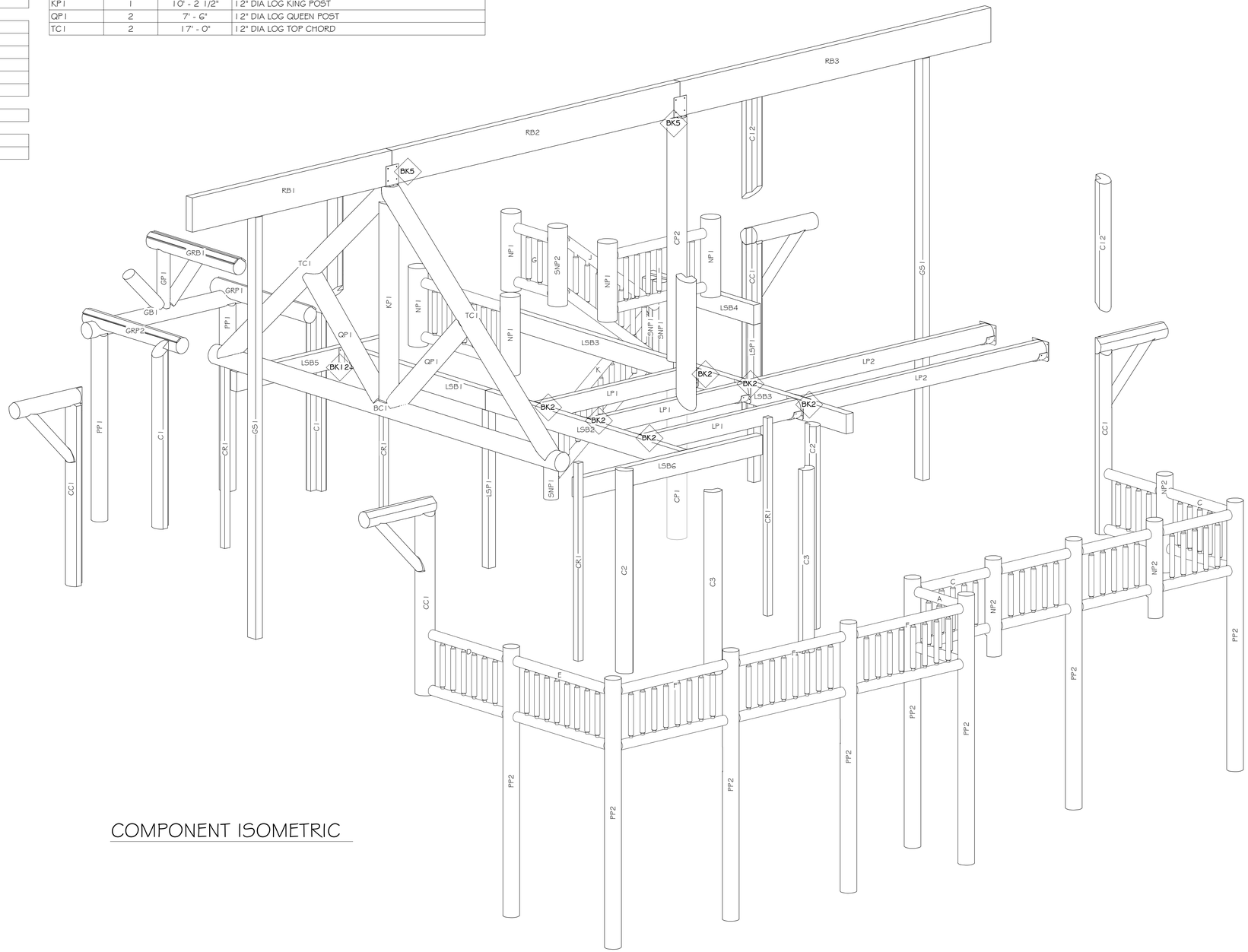

COMPONENT ISOMETRIC

SHEET TITLE: COMPONENT ISOMETRIC

PLAN NO.: 9010-000

SHEET NO.: A4.0

Whisper Creek

THESE PLANS, DRAWINGS, AND DESIGNS ARE THE PROPERTY OF WHISPER CREEK LOG HOMES (WCLH). ALL RIGHTS RESERVED AND SHALL NOT BE REPRODUCED OR COPIED WITHOUT THE EXPRESSED WRITTEN CONSENT FROM AN OFFICER OF WCLH. UNDER PENALTY OF PROSECUTION,THESE PLANS ARE RELEASED FOR CONSTRUCTION ON THE SITE DESCRIBED HEREON AND NO OTHER.

THESE DESIGNS AND DETAILS ARE BASED ON MANY YEARS OF CONSTRUCTION, DESIGN, AND ENGINEERING PRACTICE IN NUMEROUS DIVERSE JURISDICTIONS. THE PURPOSE IS TO PROVIDE A BASIS FOR THE DESIGNS INCORPORATED IN WHISPER CREEK LOG HOMES (WCLH). HOWEVER, IT IS THE RESPONSIBILITY OF THE OWNER TO CONSULT WITH ARCHITECT OR ENGINEER OF RECORD (E.O.R.) TO REVIEW AND VERIFY ANY AND ALL OF THE ASSUMPTIONS MADE AND DESIGNS PRESENTED. WCLH MAKES NO WARRANTY OR GUARANTEE AS TO THE FINAL SITE SPECIFIC APPLICABILITY OF THE DESIGN. ANY AND ALL PROPOSED CHANGES BY THE E.O.R. SHALL BE COORDINATED WITH WCLH. ALL CHANGES MUST BE APPROVED IN WRITING BY WCLH. IF APPROVED, ALL CHANGES WILL RESULT IN ADDITIONAL COSTS AND MAY REQUIRE MODIFICATIONS TO THE PLANS AND WALLS.

ARCHITECT/ ENGINEER OF RECORD:

REVISIONS

No.	By:	Date:	

PROJECT NAME: CUSTOM HOME

OWNER:

ADDRESS:

DRAWING TITLE: COMPONENT ISOMETRIC

PROJECT NO.: FINALS

DRAWN BY: JCF

CHECKED BY: MANAGER

DATE: 5/17/2019 4:26:55 PM

SHEET NO.: A4.0

PLAN NO.: 9010-000

FILE PATH: C:\Users\jenn\Desktop\Berry_Eng\Finals.rvt

5/17/2019 4:26:55 PM C:\Users\jenn\Desktop\Berry_Eng\Finals.rvt